

DETAILED STATEMENT OF CURRENT YEAR'S OBLIGATIONS, DISBURSEMENTS AND UNPAID OBLIGATIONS
As of DECEMBER 31, 2013

Department: VETERANS REGIONAL HOSPITAL
Agency/Operating Units: VETERANS REGIONAL HOSPITAL
Region/Province/City: BAYOMBONG, NUEVA VIZCAYA
Fund: 101

Program/Activity/Project (P/A/P) and Account Title	Account Code	Current Year Obligations					Disbursements					Balance (Unpaid Obligations)	Breakdown of Unpaid Obligations	
		1st Quarter ending March 31	2nd Quarter ending June 30	3rd Quarter ending Sept. 30	4th Quarter ending Dec. 31	Total	1st Quarter ending March 31	2nd Quarter ending June 30	3rd Quarter ending Sept. 30	4th Quarter ending Dec. 31	Total		Accounts Payable	Obligations Not Yet Due and Demandable
1	2	3	4	5	6	7	8	9	10	11	12	13 = (7-12) (14+15)	14	15
1. CURRENT YEAR BUDGET/APPROPRIATIONS														
A. AGENCY SPECIFIC BUDGET														
P/A/P (please specify)														
Personnel Services														
Salaries and Wages														
Salaries and Wages - Regular	701	14,735,807.01	14,578,589.75	14,552,568.92	15,141,718.45	59,008,682.03	14,735,807.01	14,578,589.75	14,552,568.92	15,141,718.45	59,008,682.03	-		
Salaries and Wages - Military/Uniformed	702					-					-	-		
Salaries and Wages - Part-time	703	1,797,151.50	1,797,912.00	1,776,806.50	1,828,330.00	7,000,000.00	1,797,151.50	1,797,912.00	1,776,806.50	1,828,330.00	7,000,000.00	-		
Salaries - Casual	705			55,526.43	44,473.57	100,000.00			55,526.43	44,473.57	100,000.00			
Other Compensation						-					-	-		
Personnel Economic Relief Allowance (PERA)	711	355,886.37	352,136.40	353,147.73	353,464.55	1,414,635.05	355,886.37	352,136.40	353,147.73	353,464.55	1,414,635.05	-		
Additional Compensation (ADCOM)	712	1,067,659.10	1,056,409.20	1,059,443.18	1,081,113.64	4,244,625.12	1,067,659.10	1,056,409.20	1,059,443.18	1,081,113.64	4,244,625.12	-		
Representation Allowance (RA)	713	37,500.00	37,500.00	37,500.00	37,500.00	150,000.00	37,500.00	37,500.00	37,500.00	37,500.00	150,000.00	-		
Transportation Allowance (TA)	714	15,000.00	15,000.00	15,000.00	15,000.00	60,000.00	15,000.00	15,000.00	15,000.00	15,000.00	60,000.00	-		
Clothing/Uniform Allowance	715	1,185,000.00			10,000.00	1,195,000.00	1,185,000.00			10,000.00	1,195,000.00	-		
Subsistence, Laundry and Quarters Allowance	716	490,965.00	1,018,502.13	491,505.32	986,335.61	2,987,308.06	490,965.00	750,252.13	759,756.32	986,335.61	2,987,308.06	0.00		
Productivity Incentive Allowance	717	375,000.00	90,000.00			465,000.00	375,000.00	90,000.00			465,000.00	-		
Other bonuses and Allowances	719					-					-	-		
Honoraria	720					-					-	-		
Hazard Pay	721					-					-	-		
Longevity Pay	722					-					-	-		
Overtime and Night Pay	723					-					-	-		
Cash Gift	724		590,000.00		596,125.00	1,186,125.00		590,000.00		596,125.00	1,186,125.00	-		
Year end Bonus	725		2,753,362.50		2,777,519.90	5,530,882.40		2,753,362.50		2,777,519.90	5,530,882.40	-		
Personnel Benefit Contributions						-					-	-		
Life and Retirement Insurance Contributions	731					-					-	-		
Pag-ibig Contributions	732	75,000.00	74,400.00	74,600.00	74,600.00	298,600.00	75,000.00	74,400.00	74,600.00	74,600.00	298,600.00	-		
Philhealth Contributions	733	171,437.50	170,187.50	170,387.50	170,312.50	682,325.00	171,437.50	170,187.50	170,387.50	170,312.50	682,325.00	-		
ECC Contributions	734	74,789.09	74,084.64	73,987.46	73,887.46	296,748.65	74,789.09	74,084.64	73,987.46	73,887.46	296,748.65	-		
Other Personnel Benefits						-					-	-		
Pension Benefits - Civilian	738					-					-	-		
Retirement Benefits - Civilian	740					-					-	-		
Terminal Leave Benefits	742		341,932.76	198.97	728,985.66	1,071,117.39		341,932.76	198.97	728,985.66	1,071,117.39	-		
Health Workers Benefits	743				3,885,000.00	3,885,000.00				3,885,000.00	3,885,000.00	-		
Other Personnel Benefits	749				744,951.30	744,951.30					-	744,951.30	744,951.33	
TOTAL PERSONAL SERVICES		20,381,195.57	22,950,018.88	18,680,471.91	28,329,315.64	90,321,000.00	20,381,195.57	22,681,785.88	18,926,721.91	27,584,364.34	89,578,048.70	744,951.30	744,951.33	

DETAILED STATEMENT OF CURRENT YEAR'S OBLIGATIONS, DISBURSEMENTS AND UNPAID OBLIGATIONS

As of DECEMBER 31, 2013

Department: VETERANS REGIONAL HOSPITAL
 Agency/Operating Units : VETERANS REGIONAL HOSPITAL
 Region/Province/City: BAYOMBONG, NUEVA VIZCAYA
 Fund 101

Program/Activity/Project (P/A/P) and Account Title	Account Code	Current Year Obligations					Disbursements					Balance (Unpaid Obligations)	Breakdown of Unpaid Obligations	
		1st Quarter ending March 31	2nd Quarter ending June 30	3rd Quarter ending Sept. 30	4th Quarter ending Dec. 31	Total	1st Quarter ending March 31	2nd Quarter ending June 30	3rd Quarter ending Sept. 30	4th Quarter ending Dec. 31	Total		Accounts Payable	Obligations Not Yet Due and Demandable
1	2	3	4	5	6	7	8	9	10	11	12	13 12) (14+15)	14	15
Maintenance & Other Operating Expenses														
Traveling Expenses														
Travel Expenses-Local	751	67,483.00	203,428.00	68,068.00	241,021.00	600,000.00	67,483.00	203,428.00	39,791.00	269,296.00	600,000.00	-		
Travel Expenses-Foreign	752											-		
Training and Scholarship Expenses														
Training Expenses	753	106,740.00	133,390.00	37,500.00	22,370.00	300,000.00	106,740.00	133,390.00	37,500.00	22,370.00	300,000.00	-		
Scholarship Expenses	754											-		
Supplies and Materials Expenses														
Office Supplies Expenses	755	255,572.45	67,844.75	49,715.50	109,867.30	483,000.00	255,572.45	67,844.75	36,995.50	122,587.30	483,000.00	-		
Janitorial Supplies Expense	755	20,670.00	825.00	16,320.00	101,185.00	141,000.00	20,670.00	825.00	12,720.00	106,785.00	141,000.00	-		
Laundry Supplies Expense	755	30,042.00	490.00	1,764.00	17,704.00	50,000.00	30,042.00	490.00	1,764.00	17,704.00	50,000.00	-		
Accountable Forms Expenses	756	150,000.00				150,000.00	150,000.00				150,000.00	-		
Animal/Zoological Supplies Expenses	757											-		
Food Supplies Expenses	758	521,574.41	153,891.55	585,338.68	739,395.38	2,000,000.00	521,574.41	64,554.70	674,475.53	739,395.38	2,000,000.00	-		
Drugs and Medicines Expenses	759	300,000.00	500,000.00	900,000.00	1,900,000.00	3,600,000.00	300,000.00	500,000.00	900,000.00	1,900,000.00	3,600,000.00	-	25,367.14	
Medical, Dental and Laboratory Supplies Expenses	760	844,398.48	4,379,215.37	129,206.25	4,162,176.93	8,515,000.00	644,852.83	3,254,691.31	726,840.87	4,863,228.15	8,489,612.86	25,367.14		
Gasoline, Oil and Lubricants Expenses	761	65,696.04	43,798.20	25,298.38	244,207.38	400,000.00	65,696.04	43,798.20	25,298.38	244,207.38	400,000.00	-		
Other Supplies Expenses	765	28,084.50	1,637.00	14,122.00	23,956.50	88,000.00	28,084.50	1,637.00	14,122.00	23,956.50	88,000.00	-		
Utility Expenses														
Water Expenses	766	15,270.00	18,660.00	29,730.00	36,340.00	100,000.00	15,270.00	18,660.00	29,730.00	36,340.00	100,000.00	-		
Electricity Expenses	767	898,458.66	300,000.00	757,462.92	1,447,869.67	3,403,791.25	898,458.66	300,000.00	757,462.92	1,447,869.67	3,403,791.25	-		
Cooking Gas Expenses	768	40,902.00		19,962.00	38,136.00	100,000.00	40,902.00		19,962.00	38,136.00	100,000.00	-		
Communication Expenses														
Postage and Deliveries	771	90.00	958.00			1,048.00	90.00	958.00			1,048.00	-		
Telephone Expenses-Landline	772		15,062.73	10,869.69	64,037.58	90,000.00		15,062.73	10,869.69	64,037.58	90,000.00	-		
Telephone Expenses-Mobile	773	27,000.00	27,000.00	27,000.00	29,000.00	110,000.00	27,000.00	27,000.00	27,000.00	29,000.00	110,000.00	-		
Internet expenses	774	7,910.93	(999.00)	1,997.90	1,042.17	9,952.00	7,910.93	(999.00)	1,997.90	1,042.17	9,952.00	-		
Cable, Satellite, Telegraph and Radio Expenses	775	3,000.00			7,000.00	10,000.00	3,000.00			7,000.00	10,000.00	-		
Membership Dues and Contributions to Org	778	6,500.00			43,500.00	50,000.00	6,500.00			43,500.00	50,000.00	-		
Awards and Indemnities	779											-		
Advertising Expenses/Promo	780											-		
Printing and Binding Expenses	781	4,089.00			911.00	5,000.00	4,089.00			911.00	5,000.00	-		
Representation Expenses	783	6,860.00				6,860.00	6,860.00				6,860.00	-		
Transportation and Delivery Expenses	784											-		
Subscription Expenses	786			7,457.10	7,542.90	15,000.00			7,457.10	7,542.90	15,000.00	-		
Professional Services														
Legal Services	791	100.00			500.00	1,000.00	100.00			900.00	1,000.00	-		
Auditing Services	792	10,040.00		21,487.00	18,473.00	50,000.00	10,040.00		21,487.00	18,473.00	50,000.00	-		
Environment/Sanitary Services	794											-		
General Services	795	15,740.00			4,260.00	30,000.00	16,740.00			4,260.00	30,000.00	-		

As of DECEMBER 31, 2013

Fund 101

Program/Activity/Project (P/AP) and Account Title	Account Code	Current Year Obligations					Disbursements					Balance (Unpaid Obligations)	Breakdown of Unpaid Obligations	
		1st Quarter ending March 31	2nd Quarter ending June 30	3rd Quarter ending Sept. 30	4th Quarter ending Dec. 31	Total	1st Quarter ending March 31	2nd Quarter ending June 30	3rd Quarter ending Sept. 30	4th Quarter ending Dec. 31	Total		Accounts Payable	Obligations Not Yet Due and Demandable
												13 12) = (7- 14+15)		
1	2	3	4	5	6	7	8	9	10	11	12		14	15
Janitorial Services	796										-	-		
Security Services	797	208,799.92	208,799.92	156,599.94	25,800.22	600,000.00	208,799.92	208,799.92	156,599.94	25,800.22	600,000.00	-		
Other Professional Services	799	434,707.78	410,402.98	336,472.83	623,416.41	1,605,000.00	434,707.78	410,402.98	336,472.83	623,416.41	1,605,000.00	-		
Repairs & Maintenance (Specify object)						-					-	-		
Repairs & Maintenance (RM) - Land Improvements						-					-	-		
RM - Land Improvements	802					-					-	-		
RM - Electrification, Power and Energy Structures	805					-					-	-		
RM - Buildings						-					-	-		
RM - Office Buildings	811					-					-	-		
RM - Hospitals and Health Centers	813	1,782.41	4,966.00	63,400.00	10,307.00	80,955.41	1,782.41	4,966.00		74,207.00	80,955.41	-		
RM - Other Structures	815					-					-	-		
RM - Office Equipment, Furnitures and Fixtures						-					-	-		
RM - Office Equipment, Furnitures and Fixtures	821	730.00	16,663.00	4,820.00	2,787.00	25,000.00	730.00		16,663.00	7,807.00	25,000.00	-		
RM - Furniture and Fixtures	822					-					-	-		
RM - IT Equipment and Software	823					-					-	-		
RM - Machinery and Equipment						-					-	-		
RM - Machinery and Equipment	829					-					-	-		
RM - Communication Equipment	829					-					-	-		
RM - Construction and Heavy Equipment	830					-					-	-		
RM - Firefighting Equipment and Accessories	831					-					-	-		
RM - Hospital Equipment	832					-					-	-		
RM - Medical, Dental and Laboratory Equipment	833	893.65	320.00	4,148.94	637.41	6,000.00	893.65	320.00	4,148.94	637.41	6,000.00	-		
RM - Sports Equipment	835					-					-	-		
RM - Technical and Scientific Equipment	836					-					-	-		
RM - Other Machinery and Equipment	840			25,800.00	14,200.00	40,000.00			25,800.00	11,040.00	36,840.00	3,160.00	3,160.00	
RM - Transportation Equipment						-					-	-		
RM - Motor Vehicles	841	35,215.92	150.00	13,945.48	10,688.60	60,000.00	35,215.92	150.00	13,945.48	10,688.60	60,000.00	-		
RM - Other Transportation Equipment	848					-					-	-		
RM - Other Property, Plant and Equipment	850	283,611.66			5,388.34	289,000.00	109,008.70	174,604.96		5,388.34	289,000.00	-		
Confidential, Intelligence, Extraordinary and						-					-	-		
Miscellaneous Expenses						-					-	-		
Extraordinary Expenses	883					-					-	-		
Miscellaneous Expenses	884	122,100.00	5,474.06	2,229.06	37,590.22	167,393.34	122,100.00	5,474.06	2,229.06	37,590.22	167,393.34	-		
Taxes, Insurance Premiums and Other Fees						-					-	-		
Taxes, Duties and Licenses	891	16,845.06			3,154.94	20,000.00	16,845.06			3,154.94	20,000.00	-		
Fidelity Bond Premiums	892		123,825.00		1,175.00	125,000.00		123,825.00		1,175.00	125,000.00	-		
Insurance Expenses	893		21,317.02	136,468.45	42,214.53	200,000.00		21,317.02	136,468.45	42,214.53	200,000.00	-		
Other Maintenance and Operating Expenses	999		728,985.66		(728,985.66)	-		728,985.66		(728,985.66)	-			
TOTAL MOOE		4,575,907.84	7,266,105.34	3,449,214.12	6,210,772.80	24,702,000.00	4,201,758.66	6,310,388.28	4,037,631.69	10,129,478.02	24,673,432.86	38,547.14	38,547.14	
Capital Outlays														

DETAILED STATEMENT OF CURRENT YEAR'S OBLIGATIONS, DISBURSEMENTS AND UNPAID OBLIGATIONS
As of DECEMBER 31, 2013

Department: VETERANS REGIONAL HOSPITAL
Agency/Operating Units: VETERANS REGIONAL HOSPITAL
Region/Province/City: BAYOMBONG, NUEVA VIZCAYA
Fund: 101

Program/Activity/Project (P/A/P) and Account Title	Account Code	Current Year Obligations					Disbursements					Balance (Unpaid Obligations)	Breakdown of Unpaid Obligations	
		1st Quarter ending March 31	2nd Quarter ending June 30	3rd Quarter ending Sept. 30	4th Quarter ending Dec. 31	Total	1st Quarter ending March 31	2nd Quarter ending June 30	3rd Quarter ending Sept. 30	4th Quarter ending Dec. 31	Total		Accounts Payable	Obligations Not Yet Due and Demandable
1	2	3	4	5	6	7	8	9	10	11	12	13 12 (14+15)	14	15
Land and Land Improvements												-		
Land	201											-		
Land Improvements, etc.	202											-		
Electrification, Power and Energy Structures	205											-		
Buildings												-		
Office Buildings	211											-		
Hospitals and Health Centers	213											-		
Other Structures	215											-		
Office Equipment, Furniture and Fixtures												-		
Office Equipment	221											-		
Furniture and Fixtures	222											-		
IT Equipment and Software, etc.	223											-		
Library Books	224											-		
Machinery and Equipment												-		
Machinery	226											-		
Agriculture, Fishery and Forestry Equipment	227											-		
Communication Equipment	229											-		
Firefighting Equipment and Accessories	231											-		
Hospital Equipment	232											-		
Medical, Dental and Laboratory Equipment	233											-		
Sports Equipment	235											-		
Technical and Scientific Equipment	236											-		
Other Machinery and Equipment, etc.	240											-		
Transportation Equipment												-		
Motor Vehicles	241											-		
Other Transportation Equipment, etc.	248											-		
Other Property, Plant and Equipment	250											-		
TOTAL CAPITAL OUTLAY												-		
B. SPECIAL PURPOSE FUNDS												-		
Miscellaneous Personnel Benefits Fund												-		
Pension and Gratuity Fund												-		
Terminal Leave Benefits	742	424,518.72		644,348.00	0.28	1,068,967.00	424,518.72		644,348.00		1,068,966.72	0.28	0.28	
Priority Development Assistance Fund	871	1,800,000.00	1,250,000.00			3,050,000.00	1,800,000.00	1,250,000.00			3,050,000.00	-	-	
Specify allotment class/object of expenditures:												-		
Others (Please specify) PEI					1,245,000.00	1,245,000.00				1,175,000.00	1,175,000.00	70,000.00	70,000.00	
TOTAL SPECIAL PURPOSE FUND		2,224,518.72	1,250,000.00	644,348.00	1,245,000.28	5,363,967.00	2,224,518.72	1,250,000.00	644,348.00	1,175,000.00	5,293,966.72	70,000.28	70,000.28	
C. AUTOMATIC APPROPRIATIONS												-		
Retirement and Life Insurance Premium	731	1,982,213.95	1,969,020.19	1,963,404.88	1,959,861.76	7,874,500.78	1,982,213.95	1,969,020.19	1,963,404.88	1,959,861.76	7,874,500.78	-	-	
Specify object of expenditures												-	-	
Others (Pis. specify)												-	-	
TOTAL AUTOMATIC APPROPRIATION		1,982,213.95	1,969,020.19	1,963,404.88	1,959,861.76	7,874,500.78	1,982,213.95	1,969,020.19	1,963,404.88	1,959,861.76	7,874,500.78	-	-	

[illegible]

DETAILED STATEMENT OF CURRENT YEAR'S OBLIGATIONS, DISBURSEMENTS AND UNPAID OBLIGATIONS
As of DECEMBER 31, 2013


Department: VETERANS REGIONAL HOSPITAL
Agency/Operating Units: VETERANS REGIONAL HOSPITAL
Region/Province/City: BAYOMBONG, NUEVA VIZCAYA
Fund: 101


Program/Activity/Project (P/A/P) and Account Title	Account Code	Current Year Obligations					Disbursements					Balance (Unpaid Obligations)	Breakdown of Unpaid Obligations	
		1st Quarter ending March 31	2nd Quarter ending June 30	3rd Quarter ending Sept. 30	4th Quarter ending Dec. 31	Total	1st Quarter ending March 31	2nd Quarter ending June 30	3rd Quarter ending Sept. 30	4th Quarter ending Dec. 31	Total		Accounts Payable	Obligations Not Yet Due and Demandable
1	2	3	4	5	6	7	8	9	10	11	12	13 12) (14+15)	14	15
Interest Expenses	975													
Capital Outlays														
Office Buildings	211													
Hospitals and Health Centers	213													
Office Equipment	221													
Furniture and Fixtures	222													
IT Equipment and Software	223													
Others (pls. specify)														
Total PRIOR YEAR'S BUDGET/CONTINUING APPROPRIATION														
III. SUB-ALLOTMENT FROM DOH-CENTRAL OFFICE														
CY-RNHeals - Training Expense	753	1,748,020.83	1,729,214.48	1,723,389.22	1,903,395.69	7,104,000.00	1,748,020.83	1,729,214.48	1,723,389.22	1,903,395.69	7,104,000.00	-		
CY- PBB	719		1,712,500.00		117,500.00	1,830,000.00		1,712,500.00			1,712,500.00	117,500.00	117,500.00	
CY-HFEP	213			69,715,026.00	3,069,487.70	69,784,573.70				14,507,282.90	14,507,282.90	85,277,310.80		85,277,310.80
CY-MCOE Augmentation	760				6,329,400.00	6,329,400.00				6,326,246.54	6,326,246.54	1,003,153.46	1,003,153.46	
CY-MCOE Augmentation	760				2,540,000.00	2,540,000.00				1,128,259.47	1,128,259.47	1,411,740.53	1,411,740.53	
CY- HEMS											-	-		
Traveling Exp	751		14,010.00	4,260.00	9,378.00	27,548.00		14,010.00	4,260.00	9,378.00	27,548.00	-		
Gasoline Exp	761			3,368.12		3,368.12			3,368.12		3,368.12			
Other Supplies	755		1,500.00	33,905.00		35,405.00		1,500.00	29,825.00	4,080.00	35,405.00	-		
Cooking Gas exp	766			1,544.00		1,544.00				1,544.00	1,544.00	-		
Telephone Expense	773		1,000.00	3,000.00	3,000.00	7,000.00		1,000.00	3,000.00	3,000.00	7,000.00	-		
Printing Exp	781			1,404.00		1,404.00			1,404.00		1,404.00			
Salary Job Contract	769		11,616.00	17,714.40	9,071.88	38,402.28		11,616.00	17,714.40	9,071.88	38,402.28	-		
Training Expense	753		21,669.92	195,357.52	152,488.41	369,465.45		21,669.92	195,357.52	148,532.26	365,559.30	3,936.15	3,936.15	
Office Supplies	755			3,408.50	(2,760.50)	618.00			618.00		618.00	-		
Repairs & Maint-Motor Veh	841			8,174.75		8,174.75				8,174.75	8,174.75	-		
Misc. Expense	884			6,940.40		6,940.40			6,940.40		6,940.40	-		
Sub-total CY HEMS			49,795.52	279,076.59	171,127.79	500,000.00	-	49,795.52	262,487.44	183,780.89	496,063.85	3,936.15	3,936.15	
											-	-		
PY- HEMS												-		
Traveling Exp	751		55,228.00			55,228.00		55,228.00			55,228.00	-		
Office Supplies Exp	755		3,766.75			3,766.75		3,766.75			3,766.75	-		
	761		10,686.97			10,686.97		10,686.97			10,686.97	-		


DETAILED STATEMENT OF CURRENT YEAR'S OBLIGATIONS, DISBURSEMENTS AND UNPAID OBLIGATIONS
As of DECEMBER 31, 2013

Department: VETERANS REGIONAL HOSPITAL
Agency/Operating Units: VETERANS REGIONAL HOSPITAL
Region/Province/City: BAYOMBONG, NUEVA VIZCAYA
Fund: 101

Program/Activity/Project (P/A/P) and Account Title	Account Code	Current Year Obligations					Disbursements					Balance (Unpaid Obligations)	Breakdown of Unpaid Obligations	
		1st Quarter ending March 31	2nd Quarter ending June 30	3rd Quarter ending Sept. 30	4th Quarter ending Dec. 31	Total	1st Quarter ending March 31	2nd Quarter ending June 30	3rd Quarter ending Sept. 30	4th Quarter ending Dec. 31	Total		Accounts Payable	Obligations Not Yet Due and Demandable
1	2	3	4	5	6	7	8	9	10	11	12	13 12) (14+15)	14	15
Office Supplies Exp	765		1,320.00			1,320.00		1,320.00			1,320.00	-		
Telephone Expense	773	3,000.00	2,000.00			5,000.00	3,000.00	2,000.00			5,000.00	-		
Salary Job Contract	799	17,859.60	6,386.48			24,246.08	17,859.60	6,386.48			24,246.08	-		
Training Expense	753	36,593.45	2,886.02			39,479.47	36,593.45	2,886.02			39,479.47	-		
Repairs & Maint-Hosp & Health Centers	813	5,363.00				5,363.00	1,400.00		3,963.00		5,363.00	-		
Sub-total PY HEMS		62,816.05	82,272.22	-		145,088.27	58,853.05	82,272.22	3,963.00		145,088.27	-		
Total Sub-allotment from Central Office		1,810,836.68	3,573,782.20	96,717,531.91	14,130,911.18	118,233,061.97	1,806,873.68	3,573,782.20	1,989,819.66	23,048,945.49	30,419,421.03	87,813,640.94	2,536,330.14	85,277,310.80
GRAND TOTAL		30,974,772.76	37,108,924.51	123,434,970.82	54,975,661.86	246,484,529.75	30,568,958.88	35,784,955.58	27,564,126.04	83,891,649.61	157,837,390.09	86,657,139.66	3,379,828.89	85,277,310.80

Certified Correct

EMILY O. MENDOZA
Administrative Officer IV
Date:

Certified Correct

LINA L. LAURETA CPA
Accountant II
Date:

Approved By: 

NAPOLEON A. OBANA, MD MHA CEs
OIC-Chief of Hospital III