

MENT, OBLIGATIONS, DISBURSEMENT AND BAL

As of September 30, 2015.

Department VETERANS REGIONAL HOSPITAL

Agency/Operating Unit: VETERANS REGIONAL HOSPITAL

Region/Province/City **SAYOMBONG, NUEVA VIZCAYA**

Fund 509

FAR 1A

| Particulars | LIACS CODE | TOTAL Current Year Obligations | | | | | Current Year Disbursements | | | | | Balances | | | | |
|---|------------|--------------------------------|----------------------|----------------------------|-----------------------------|----------------------------|----------------------------|-----------------------------|----------------------------|-----------------------------|----------------------------|---------------|--------------------------|-----------------------|--------------------|----------------------------|
| | | Total | Quarter ending March | 2nd Quarter ending June 30 | 3rd Quarter ending Sept. 30 | 4th Quarter ending Dec. 31 | Total | 1st Quarter ending March 31 | 2nd Quarter ending June 30 | 3rd Quarter ending Sept. 30 | 4th Quarter ending Dec. 31 | Total | Unassigned Appropriation | Unobligated Allotment | Due and Demandable | Not yet due and demandable |
| 1 | 2 | 20 | 21 | 22 | 23 | 24 | 25 | 26 | 27 | 28 | 29 | 30 | 31=(5-10) | 32=(10-15) | 33 | 34 |
| SUMMARY | | - | - | - | - | - | - | - | - | - | - | - | - | - | - | - |
| A. AGENCY SPECIFIC BUDGET | | - | - | - | - | - | - | - | - | - | - | - | - | - | - | - |
| Personal Services | | - | - | - | - | - | - | - | - | - | - | - | - | - | - | - |
| Salaries and Wages | | - | - | - | - | - | - | - | - | - | - | - | - | - | - | - |
| Salaries and Wages - Regular | 4000000-01 | - | 23,242,390.77 | 11,920,159.22 | 15,339,904.78 | - | 50,502,454.75 | 23,242,390.77 | 11,920,159.22 | 15,339,904.78 | - | 50,502,454.75 | - | 18,647,545.25 | - | - |
| Salaries - Casual | 4000000-02 | - | - | - | 36,513.19 | - | 36,513.19 | - | - | 36,513.19 | - | 36,513.19 | - | 51,486.81 | - | - |
| Other Compensation | | - | - | - | - | - | - | - | - | - | - | - | - | - | - | - |
| Personnel Economic Relief Allowance (PERA) | 4000000-03 | - | 1,511,772.77 | 1,209,073.55 | 1,468,737.47 | - | 4,589,583.79 | 1,511,772.77 | 1,209,073.55 | 1,468,737.47 | - | 4,589,583.79 | - | 1,158,416.21 | - | - |
| Representation Allowance (RA) | 4000000-04 | - | 30,000.00 | (30,000.00) | - | - | - | 30,000.00 | (30,000.00) | - | - | - | - | - | - | - |
| Transportation Allowance (TA) | 4000000-05 | - | 30,000.00 | (30,000.00) | - | - | - | 30,000.00 | (30,000.00) | - | - | - | - | - | - | - |
| Clothing/Uniform Allowance | 4000000-06 | - | 1,565,000.00 | (275,000.00) | (67,500.00) | - | 1,222,500.00 | 1,565,000.00 | (275,000.00) | (67,500.00) | - | 1,222,500.00 | - | 37,500.00 | - | - |
| Subsistence Allowance | 4000000-07 | - | 2,764,451.46 | 1,913,725.96 | 1,004,234.49 | - | 5,682,411.91 | 2,764,451.46 | 1,913,725.96 | 1,004,234.49 | - | 5,682,411.91 | - | 3,881,588.06 | - | - |
| Laundry Allowance | 4000000-08 | - | 138,536.65 | 91,608.74 | 94,241.97 | - | 324,387.36 | 138,536.65 | 91,608.74 | 94,241.97 | - | 324,387.36 | - | 132,612.64 | - | - |
| Productivity Incentive Allowance | 4000000-09 | - | - | 430,700.00 | - | - | 430,700.00 | - | 430,700.00 | - | - | 430,700.00 | - | 73,300.00 | - | - |
| Hazard Pay | 4000000-10 | - | 3,881,087.95 | 1,796,301.12 | 2,598,573.18 | - | 8,245,962.25 | 3,881,087.95 | 1,796,301.12 | 2,598,573.18 | - | 8,245,962.25 | - | 3,881,087.95 | - | - |
| Cash Gift | 4000000-11 | - | - | 792,500.00 | (240,000.00) | - | 552,500.00 | - | 792,500.00 | (240,000.00) | - | 552,500.00 | - | 707,500.00 | - | - |
| Tyler and Bonus | 4000000-12 | - | - | 2,783,292.25 | (400,933.25) | - | 2,322,359.00 | - | 2,783,292.25 | (400,933.25) | - | 2,322,359.00 | - | 2,273,641.00 | - | - |
| Personnel Benefit Contributions | | - | - | - | - | - | - | - | - | - | - | - | - | - | - | - |
| Life and Retirement Insurance Contributions | 4000000-13 | - | - | - | - | - | - | - | - | - | - | - | - | - | - | - |
| Paying-Big Contributions | 4000000-14 | - | 100,500.00 | 60,400.00 | 78,682.24 | - | 239,582.24 | 100,500.00 | 60,400.00 | 78,682.24 | - | 239,582.24 | - | 82,417.76 | - | - |
| Philhealth Contributions | 4000000-15 | - | 242,462.50 | 157,587.50 | 181,753.36 | - | 581,803.36 | 242,462.50 | 157,587.50 | 181,753.36 | - | 581,803.36 | - | 110,196.64 | - | - |
| ECC Contributions | 4000000-16 | - | 100,362.12 | 60,511.45 | 80,135.85 | - | 241,009.42 | 100,362.12 | 60,511.45 | 80,135.85 | - | 241,009.42 | - | 59,990.58 | - | - |
| Other Personnel Benefits | | - | - | - | - | - | - | - | - | - | - | - | - | - | - | - |
| Terminal Leave Benefits | 4000000-17 | - | - | 222,683.36 | - | - | 222,683.36 | - | 222,683.36 | - | - | 222,683.36 | - | (222,683.36) | - | - |
| Personnel Negotiation Agreement (CBA) | | - | - | - | - | - | - | - | - | - | - | - | - | - | - | - |
| TOTAL PERSONAL SERVICES | | - | 33,966,564.23 | 21,093,543.16 | 29,116,343.26 | - | 74,196,460.63 | 33,966,564.23 | 21,093,543.16 | 30,116,343.26 | - | 75,196,460.63 | - | 30,039,540.37 | - | - |
| Maintenance & Other Operating Expenses | | - | - | - | - | - | - | - | - | - | - | - | - | - | - | - |
| Traveling Expenses | | - | - | - | - | - | - | - | - | - | - | - | - | - | - | - |
| Travel Expenses-Local | 4000000-18 | - | 62,348.00 | 60,594.00 | 68,010.00 | - | 190,952.00 | 62,348.00 | 35,474.00 | 84,100.00 | - | 181,922.00 | - | 9,048.00 | 9,030.00 | - |
| Travel Expenses-Foreign | 4000000-19 | - | - | - | - | - | - | - | - | - | - | - | - | - | - | - |
| Training and Scholarship Expenses | | - | - | - | - | - | - | - | - | - | - | - | - | - | - | - |
| Training Expenses | 4000000-20 | - | 94,570.01 | 87,829.99 | 160,420.00 | - | 342,820.00 | 94,570.01 | 87,829.99 | 124,770.00 | - | 306,970.00 | - | 157,380.00 | 35,650.00 | - |
| Scholarship Expenses | | - | - | - | - | - | - | - | - | - | - | - | - | - | - | - |
| Supplies and Materials Expenses | | - | - | - | - | - | - | - | - | - | - | - | - | - | - | - |
| Office Supplies Expenses | 4000000-21 | - | 129,721.45 | 64,325.00 | 12,585.00 | - | 206,631.45 | 129,721.45 | 64,325.00 | 12,585.00 | - | 206,631.45 | - | 83,368.55 | - | - |
| Janitorial Supplies Expenses | 4000000-22 | - | - | - | - | - | - | - | - | - | - | - | - | - | - | - |
| Laundry Supplies Expenses | 4000000-23 | - | - | - | - | - | - | - | - | - | - | - | - | - | - | - |
| Accountable Forms Expenses | 4000000-24 | - | 150,000.00 | - | - | - | 150,000.00 | 150,000.00 | - | - | - | 150,000.00 | - | - | - | - |
| Animal/Ecological Supplies Expenses | | - | - | - | - | - | - | - | - | - | - | - | - | - | - | - |

| | | | | | | | | | | | | |
|--|-----------|--------------|--------------|--------------|--------------|--------------|--------------|--------------|--------------|--------------|--|--------------|
| Food Supplies Expenses | 502950.00 | 775,314.86 | 585,329.00 | 481,755.44 | 1,842,399.30 | 775,314.86 | 585,329.00 | 481,755.44 | 1,842,399.30 | 1,157,600.70 | | |
| Drugs and Medicines Expenses | 502970.00 | 500,000.00 | 700,000.00 | 300,000.00 | 1,500,000.00 | 500,000.00 | 700,000.00 | 300,000.00 | 1,500,000.00 | 3,500,000.00 | | 1,506,102.91 |
| Medical, Dental and Laboratory Supplies | 502980.00 | 3,368,611.36 | 2,300,139.58 | 2,149,878.35 | 7,818,427.29 | 1,779,265.71 | 3,103,085.98 | 1,429,972.68 | 6,312,324.38 | 3,413,572.71 | | |
| Gasoline, Oil and Lubricants Expenses | 502990.00 | 115,544.92 | 82,447.02 | 50,819.03 | 258,810.97 | 115,544.92 | 82,447.02 | 50,819.03 | 258,810.97 | 141,189.03 | | |
| Other Supplies Expenses | 503000.00 | 16,933.00 | (1,973.00) | 2,184.00 | 17,144.00 | 16,053.00 | (1,093.00) | 2,184.00 | 17,144.00 | 182,856.00 | | |
| Utility Expenses | | | | | | | | | | | | |
| Water Expenses | 503410.00 | 29,440.00 | 48,160.00 | 47,475.00 | 125,075.00 | 29,440.00 | 48,160.00 | 47,475.00 | 125,075.00 | 174,925.00 | | |
| Electricity Expenses | 503420.00 | 2,002,946.19 | 6,000.00 | 6,000.00 | 2,014,946.19 | 2,002,946.19 | 6,000.00 | 6,000.00 | 2,014,946.19 | (14,946.19) | | |
| Cooking Gas Expenses | | | | | | | | | | | | |
| Communication Expenses | | | | | | | | | | | | |
| Postage and Deliveries | 503510.00 | | 1,280.00 | 3,835.00 | 5,115.00 | | 1,280.00 | 3,835.00 | 5,115.00 | 44,885.00 | | |
| Telephone Expenses (Landline) | 503520.00 | 25,930.54 | 37,549.65 | 25,178.57 | 88,658.76 | 25,930.54 | 37,549.65 | 25,178.57 | 88,658.76 | 111,341.24 | | |
| Telephone Expenses-Mobile | 503530.00 | 21,000.00 | 22,000.00 | 30,480.00 | 73,480.00 | 21,000.00 | 22,000.00 | 30,480.00 | 73,480.00 | 126,520.00 | | |
| Internet Expenses | 503540.00 | 1,885.48 | 2,634.73 | 4,520.21 | 1,885.48 | 2,634.73 | | | | 479.79 | | |
| Cable, Satellite, Telegraph and Radio Expenses | 503550.00 | 3,140.00 | | 3,140.00 | 3,140.00 | 3,140.00 | | | | 1,660.00 | | |
| Membership Dues and Contributions to Org. | 503560.00 | | 3,000.00 | | 3,000.00 | | 3,000.00 | | | 7,000.00 | | |
| Advertising Expenses | | | | | | | | | | | | |
| Advertising Expenses-Print | 503570.00 | | | 8,568.00 | 8,568.00 | | | 8,568.00 | 8,568.00 | 1,432.00 | | |
| Printing and Binding Expenses | 503580.00 | | | 2,524.80 | 2,524.80 | | | 2,524.80 | 2,524.80 | 2,475.20 | | |
| Representation Expenses | 503590.00 | | | | | | | | | | | |
| Transportation and Delivery Expenses | 503600.00 | | | | | | | | | | | |
| Subscription Expenses | 503610.00 | | 4,439.00 | | 4,439.00 | | 4,439.00 | | 4,439.00 | 561.00 | | |
| Professional Services | | | | | | | | | | | | |
| Legal Services | 503710.00 | | | 7,120.00 | 7,120.00 | | | 7,120.00 | 7,120.00 | 2,880.00 | | |
| Auditing Services | 503720.00 | | | | | | | | | | | |
| Environment/Sanitary Services | | | | | | | | | | | | |
| General Services/General | 503730.00 | | 160,498.77 | 39,000.00 | 199,498.77 | | 160,498.77 | 39,000.00 | 199,498.77 | 100,521.23 | | |
| Security Services | 503740.00 | 581,928.40 | 280,969.20 | 868,801.80 | 1,712,508.20 | 421,815.20 | 384,800.80 | 1,227,708.40 | 87,490.80 | 454,800.80 | | |
| Other Professional Services | 503750.00 | 567,236.24 | 584,296.90 | 559,050.66 | 1,710,583.80 | 567,236.24 | 584,096.90 | 558,050.66 | 1,710,583.80 | 289,616.20 | | |
| Repairs & Maintenance (RM) - Land Improvements | | | | | | | | | | | | |
| RM - Land Improvements | | | | | | | | | | | | |
| RM - Electrification/Power and Energy Structures | | | | | | | | | | | | |
| RM - Buildings | | | | | | | | | | | | |
| RM - Office Buildings | | | 49,850.00 | 78,374.00 | 58,224.00 | | | 58,224.00 | 58,224.00 | 141,778.00 | | |
| RM - Hospitals and Health Centers | 503840.00 | | | | | | | | | | | |
| RM - Other Structures | 503850.00 | | | | | | | | | | | |
| RM - Office Equipment, Furniture and Fixtures | | | | | | | | | | | | |
| RM - Office Equipment, Furniture and Fixtures | 503860.00 | | | | | | | | | | | |
| RM - IT Equipment and Software | 503870.00 | | | | | | | | | | | |
| RM - Machinery and Equipment | | | | | | | | | | | | |
| RM - Machinery and Equipment | 503880.00 | | | | | | | | | | | |
| RM - Communication Equipment | 503890.00 | | | | | | | | | | | |
| * RM - Firefighting Equipment and Accessories | | | 295,500.00 | 124,750.00 | 420,250.00 | | 105,500.00 | 278,750.00 | 384,250.00 | 29,750.00 | | 36,300.00 |
| RM - Medical, Dental and Laboratory Equipment | 503900.00 | | | | | | | | | | | |
| RM - Sports Equipment | | | | | | | | | | | | |
| RM - Technical and Scientific Equipment | 503910.00 | | | | | | | | | | | |
| RM - Other Machinery and Equipment | 503920.00 | | | | | | | | | | | |
| RM - Transportation Equipment | | | | | | | | | | | | |
| RM - Motor Vehicles | 503930.00 | 47,143.94 | 22,255.00 | 38,501.27 | 108,900.21 | 7,665.94 | 61,513.00 | 38,501.27 | 108,900.21 | 91,088.79 | | |
| RM - Other Transportation Equipment | 503940.00 | | | | | | | | | | | |
| RM - Other Property, Plant and Equipment | 503950.00 | | 143,808.28 | | 143,808.28 | | 143,808.28 | | 143,808.28 | 58,191.72 | | |
| Confidential, Intelligence, Extraordinary and Miscellaneous and Extraordinary Expenses | 503960.00 | | | 51,904.00 | 51,904.00 | | | 51,904.00 | 51,904.00 | 48,086.00 | | |
| Taxes, Insurance Premiums and Other Fees | | | | | | | | | | | | |
| Taxes, Duties and Licenses | 503970.00 | 24,534.06 | 12,948.12 | 11,430.62 | 48,912.80 | 24,534.06 | 12,948.12 | 11,430.62 | 48,912.80 | 1,287.20 | | |
| Fidelity Bond Premiums | 503980.00 | 78,375.00 | 75,000.00 | 45,000.00 | 198,375.00 | 78,375.00 | 75,000.00 | 45,000.00 | 198,375.00 | 1,625.00 | | |

| | | | | | | | | | | | | | | | |
|--|-------------|------------|--|------------|------------|--|--|---------------|--------------|--------------|--------------|--------------|--|--|--|
| Accountable Forms Expenses | 9020020 00 | 150,000 | | 150,000 | 150,000 | | | 150,000.00 | 150,000.00 | | | 150,000.00 | | | |
| Animal/Zoological Supplies Expenses | | | | - | - | | | - | - | | | - | | | |
| Food Supplies Expenses | 9020050 00 | 3,000,000 | | 3,000,000 | 3,000,000 | | | 3,000,000.00 | 775,314.86 | 585,329.00 | 481,735.44 | 1,842,399.30 | | | |
| Drugs and Medicines Expenses | 9020070 00 | 5,000,000 | | 5,000,000 | 5,000,000 | | | 5,000,000.00 | 500,000.00 | 700,000.00 | 300,000.00 | 1,500,000.00 | | | |
| Medical, Dental and Laboratory Supplies | 9020080 00 | 11,232,000 | | 11,232,000 | 11,232,000 | | | 11,232,000.00 | 3,368,811.38 | 2,300,139.58 | 2,148,676.35 | 7,818,427.28 | | | |
| Gasoline, Oil and Lubricants Expenses | 9020090 00 | 400,000 | | 400,000 | 400,000 | | | 400,000.00 | 115,544.92 | 92,447.02 | 50,819.03 | 258,810.97 | | | |
| Other Supplies Expenses | 9020090 00 | 200,000 | | 200,000 | 200,000 | | | 200,000.00 | 16,933.00 | (1,973.00) | 2,184.00 | 17,144.00 | | | |
| Utility Expenses | | | | - | - | | | - | - | | | - | | | |
| Water Expenses | 9020100 00 | 300,000 | | 300,000 | 300,000 | | | 300,000.00 | 29,440.00 | 48,160.00 | 47,475.00 | 125,075.00 | | | |
| Electricity Expenses | 9020120 00 | 2,000,000 | | 2,000,000 | 2,000,000 | | | 2,000,000.00 | 2,002,946.19 | 6,000.00 | 8,000.00 | 2,014,946.19 | | | |
| Cooking Gas Expenses | | | | - | - | | | - | - | | | - | | | |
| Communication Expenses | | | | - | - | | | - | - | | | - | | | |
| Postage and Deliveries | 9020200 00 | 50,000 | | 50,000 | 50,000 | | | 50,000.00 | | 1,260.00 | 3,835.00 | 5,115.00 | | | |
| Telephone Expenses-Landline | 9020220 00 | 200,000 | | 200,000 | 200,000 | | | 200,000.00 | 25,930.54 | 37,549.65 | 25,178.57 | 88,658.76 | | | |
| Telephone Expenses-Mobile | 9020220 00 | 200,000 | | 200,000 | 200,000 | | | 200,000.00 | 21,000.00 | 22,000.00 | 30,480.00 | 73,480.00 | | | |
| Internet expenses | 9020230 00 | 5,000 | | 5,000 | 5,000 | | | 5,000.00 | 1,885.48 | 2,634.73 | | 4,520.21 | | | |
| Satellite, Telegraph and Radio Expense | 9020240 00 | 5,000 | | 5,000 | 5,000 | | | 5,000.00 | 3,140.00 | | | 3,140.00 | | | |
| Membership Dues and Contributions to Org | 9020260 00 | 10,000 | | 10,000 | 10,000 | | | 10,000.00 | | 3,000.00 | | 3,000.00 | | | |
| Rewards and Indemnities | | | | - | - | | | - | - | | | - | | | |
| Advertising Expenses/Promo | 9020600 00 | 10,000 | | 10,000 | 10,000 | | | 10,000.00 | | | 8,568.00 | 8,568.00 | | | |
| Printing and Binding Expenses | 9020620 00 | 5,000 | | 5,000 | 5,000 | | | 5,000.00 | | | 2,524.80 | 2,524.80 | | | |
| Representation Expenses | 9020630 00 | | | - | - | | | - | - | | | - | | | |
| Transportation and Delivery Expenses | 9020640 00 | | | - | - | | | - | - | | | - | | | |
| Subscription Expenses | 9020670 00 | 5,000 | | 5,000 | 5,000 | | | 5,000.00 | | 4,439.00 | | 4,439.00 | | | |
| Professional Services | | | | - | - | | | - | - | | | - | | | |
| Legal Services | 9021100 00 | 5,000 | | 5,000 | 5,000 | | | 5,000.00 | | | | | | | |
| Auditing Services | 90211020 00 | 10,000 | | 10,000 | 10,000 | | | 10,000.00 | | | 7,120.00 | 7,120.00 | | | |
| Environment/Sanitary Services | | | | - | - | | | - | - | | | - | | | |
| General Services/Janitorial | 9021200 00 | 300,000 | | 300,000 | 300,000 | | | 300,000.00 | | 160,498.77 | 39,000.00 | 199,498.77 | | | |
| Security Services | 9021220 00 | 1,800,000 | | 1,800,000 | 1,800,000 | | | 1,800,000.00 | 561,938.40 | 280,969.20 | 869,601.60 | 1,712,509.20 | | | |
| Other Professional Services | 9021100 00 | 2,000,000 | | 2,000,000 | 2,000,000 | | | 2,000,000.00 | 567,236.24 | 584,096.90 | 559,050.66 | 1,710,383.60 | | | |
| Repairs & Maintenance (RM) - Land Improvements | | | | - | - | | | - | - | | | - | | | |
| RM - Land Improvements | | | | - | - | | | - | - | | | - | | | |
| RM - Electrification, Power and Energy Structures | | | | - | - | | | - | - | | | - | | | |
| RM - Buildings | | | | - | - | | | - | - | | | - | | | |
| RM - Office Buildings | | | | - | - | | | - | - | | | - | | | |
| RM - Hospitals and Health Centers | 90213040 00 | 200,000 | | 200,000 | 200,000 | | | 200,000.00 | | 49,850.00 | 8,374.00 | 58,224.00 | | | |
| RM - Other Structures | 90213040 00 | | | - | - | | | - | - | | | - | | | |
| RM - Office Equipment, Furnitures and Fixtures | | | | - | - | | | - | - | | | - | | | |
| RM - Office Equipment, Furnitures and Fixtures | 90213060 00 | | | - | - | | | - | - | | | - | | | |
| RM - Office Equipment and Software | 90213060 00 | | | - | - | | | - | - | | | - | | | |
| RM - Machinery and Equipment | | | | - | - | | | - | - | | | - | | | |
| RM - Machinery and Equipment | 90213090 00 | | | - | - | | | - | - | | | - | | | |
| RM - Communication Equipment | 90213090 00 | | | - | - | | | - | - | | | - | | | |
| RM - Firefighting Equipment and Accessories | | | | - | - | | | - | - | | | - | | | |
| RM - Medical, Dental and Laboratory Equipment | 90213090 11 | 450,000 | | 450,000 | 450,000 | | | 450,000.00 | | 295,500.00 | 124,750.00 | 420,250.00 | | | |
| RM - Sports Equipment | | | | - | - | | | - | - | | | - | | | |
| RM - Technical and Scientific Equipment | 90213090 14 | | | - | - | | | - | - | | | - | | | |
| RM - Other Machinery and Equipment | 90213090 00 | | | - | - | | | - | - | | | - | | | |
| RM - Transportation Equipment | | | | - | - | | | - | - | | | - | | | |
| RM - Motor Vehicles | 90213090 01 | 200,000 | | 200,000 | 200,000 | | | 200,000.00 | 47,143.94 | 22,255.00 | 39,501.27 | 108,900.21 | | | |
| RM - Other Transportation Equipment | 90213090 00 | | | - | - | | | - | - | | | - | | | |
| RM - Other Property, Plant and Equipment | 90213090 03 | 200,000 | | 200,000 | 200,000 | | | 200,000.00 | | 143,808.28 | | 143,808.28 | | | |
| Confidential, Intelligence, Extraordinary and Miscellaneous and Extraordinary Expenses | 90210000 00 | 100,000 | | 100,000 | 100,000 | | | 100,000.00 | | | 61,904.00 | 51,904.00 | | | |
| Taxes, Insurance Premiums and Other Fees | | | | - | - | | | - | - | | | - | | | |

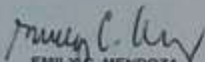
| | | | | | | | | | | | | | | | | |
|--|-------------|--------------------|----------------------|--------------------|--------------------|------------------|--|----------------------|-----------------------|----------------------|----------------------|----------------------|-----------------------|------------|------------------|--|
| Taxes, Duties and Licenses | 30219010 01 | 50,000 | | 50,000 | 50,000 | | | 50,000.00 | 24,534.06 | 12,848.12 | 11,430.62 | | 48,912.80 | | | |
| Fidelity Bond Premiums | 30219020 00 | 200,000 | | 200,000 | 200,000 | | | 200,000.00 | 78,375.00 | 75,000.00 | 45,000.00 | | 198,375.00 | | | |
| Insurance Expenses | 30219030 00 | 200,000 | | 200,000 | 200,000 | | | 200,000.00 | 4,135.48 | 194,213.37 | | | 198,348.86 | | | |
| Other Maintenance and Operating Expenses | 30219090 98 | 100,000 | | 100,000 | 100,000 | | | 100,000.00 | 4,600.60 | 82,174.40 | 8,510.40 | | 93,485.40 | | | |
| Subsidy-Others | | 8,205,000 | | 8,205,000 | 7,955,000 | | | 7,955,000.00 | 636,060.00 | 1,362,239.55 | 3,867,704.30 | | 5,885,003.85 | | | |
| TOTAL MOOE | | 37,792,000 | | 37,792,000 | 37,542,000 | | | 37,542,000.00 | 9,221,609.54 | 7,297,106.56 | 8,979,458.04 | | 25,498,176.14 | | | |
| Capital Outlays | | | | | | | | | | | | | | | | |
| Land and Land Improvements | | | | | | | | | | | | | | | | |
| Land | 30604010 01 | | | | | | | | | | | | | | | |
| Land Improvements, etc. | 30604020 98 | | | | | | | | | | | | | | | |
| Electrification, Power and Energy Structures | 30604030 00 | | | | | | | | | | | | | | | |
| Buildings | | | | | | | | | | | | | | | | |
| Office Buildings | 30604040 01 | | | | | | | | | | | | | | | |
| Hospitals and Health Centers | 30604040 03 | 50,000,000 | | 50,000,000 | | | | | | | | | | | | |
| Other Structures | 30604040 98 | | | | | | | | | | | | | | | |
| Office Equipment, Furniture and Fixtures | | | | | | | | | | | | | | | | |
| Office Equipment | 30604050 03 | | | | | | | | | | | | | | | |
| Furniture and Fixtures | 30604070 01 | | | | | | | | | | | | | | | |
| IT Equipment and Software, etc. | 30604050 03 | | | | | | | | | | | | | | | |
| Library Books | 30604070 02 | | | | | | | | | | | | | | | |
| Machinery and Equipment | | | | | | | | | | | | | | | | |
| Machinery | 30604080 01 | | | | | | | | | | | | | | | |
| Communication Equipment | 30604090 07 | | | | | | | | | | | | | | | |
| Medical, Dental and Laboratory Equipment | 30604090 11 | 66,000,000 | | 66,000,000 | | | | | | | | | | | | |
| Technical and Scientific Equipment | 30604090 14 | | | | | | | | | | | | | | | |
| Other Machinery and Equipment, etc. | 30604090 98 | | | | | | | | | | | | | | | |
| Transportation Equipment | | | | | | | | | | | | | | | | |
| Motor Vehicles | 30604090 01 | | | | | | | | | | | | | | | |
| Other Transportation Equipment, etc. | 30604090 98 | | | | | | | | | | | | | | | |
| Other Property, Plant and Equipment | 30604090 98 | | | | | | | | | | | | | | | |
| TOTAL CAPITAL OUTLAY | | 116,000,000 | | 116,000,000 | | | | | | | | | | | | |
| B. SPECIAL PURPOSE FUNDS | | | | | | | | | | | | | | | | |
| Miscellaneous Personnel Benefits Fund | | | 49,976,706 | 49,976,706 | 49,976,706 | | | 49,976,706.00 | | 16,909,180.43 | 17,000,869.44 | | 33,910,049.87 | | | |
| Miscellaneous Personnel Benefits Fund-MOOE | | | 250,000 | 250,000 | 250,000 | | | 250,000.00 | | | 147,928.00 | | 147,928.00 | | | |
| Pension and Gratuity Fund | | | | | | | | | | | | | | | | |
| Terminal Leave Benefits | 30104230 01 | | 1,731,948 | 1,731,948 | 1,731,948 | | | 1,731,948.00 | 313,697.59 | 1,222,943.70 | 195,303.18 | | 1,731,944.47 | | | |
| Priority Development Assistance Fund | | | | | | | | | | | | | | | | |
| Specify allotment class/object of expenditures | | | | | | | | | | | | | | | | |
| Others (Please specify) PEI | 30104990 98 | | | | | | | | | | | | | | | |
| SPECIAL PURPOSE FUND | | | 51,958,654 | 51,958,654 | 51,958,654 | | | 51,958,654.00 | 313,697.59 | 18,132,124.13 | 17,344,100.62 | | 35,789,922.34 | | | |
| C. AUTOMATIC APPROPRIATIONS | | | | | | | | | | | | | | | | |
| Retirement and Life Insurance Premium | 30103010 00 | 8,058,000 | 4,142,373.00 | 12,200,373 | 8,058,000 | 4,142,373 | | 52,756.80 | 12,253,129.80 | 2,792,276.37 | 2,864,254.25 | 3,341,416.45 | 8,997,949.07 | | 28,168.71 | |
| Specify object of expenditures | | | | | | | | | | | | | | | | |
| Others (Pls. specify) | | | | | | | | | | | | | | | | |
| TOTAL AUTOMATIC APPROPRIATION | | 8,058,000 | 4,142,373.00 | 12,200,373 | 8,058,000 | 4,142,373 | | 52,756.80 | 12,253,129.80 | 2,792,276.37 | 2,864,254.25 | 3,341,416.45 | 8,997,949.07 | | 28,168.71 | |
| TOTAL CURRENT YEAR BUDGET/APPROPRIATION | | 267,083,000 | 56,101,027.00 | 323,184,027 | 202,791,654 | 4,142,373 | | 52,756.80 | 206,986,783.80 | 48,314,149.72 | 49,367,030.09 | 48,781,318.37 | 148,482,498.18 | | 28,168.71 | |
| III. SUB-ALLOTMENT FROM Regional Health Off | | | | | | | | | | | | | | | | |
| Current Year | | | | | | | | | | | | | | | | |
| CTI Salaries | | | | | | | | 616,555.00 | 816,555.00 | | | | 55,374.67 | 200,565.44 | 140,819.00 | |
| PEI | | | | | | | | 7,848,974.00 | 7,848,974.00 | | | | 7,438,452.50 | 390,176.50 | | |
| MAP | | | | | | | | 1,000,000.00 | 1,000,000.00 | | | | | | 850,966.40 | |

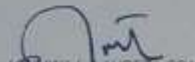
| | | | | | | | | | | | | | | | |
|--|------------|--------------|---------------|---------------|---------------|----------------|---------------|---------------|---------------|----------------|---------------|---------------|---------------|--------------|--------------|
| Insurance Expenses | 5021020 02 | | 4,135.49 | 194,213.37 | | 198,348.86 | 4,135.49 | 194,213.37 | | | 198,348.86 | | 1,851.14 | | |
| Other Maintenance and Operating Expenses | 502888 06 | | 4,800.50 | 82,174.40 | 6,510.40 | 93,485.40 | 4,800.50 | 82,174.40 | 6,510.40 | | 93,485.40 | | 8,514.80 | | |
| Subtotal-Others | | | 636,260.00 | 1,382,239.55 | 3,967,704.30 | 5,886,003.85 | 636,260.00 | 1,382,239.55 | 3,967,704.30 | 5,886,003.85 | | 2,068,998.15 | | | |
| TOTAL MOOE | | | 9,221,808.54 | 7,297,108.56 | 8,979,458.04 | 25,498,176.14 | 7,451,279.89 | 8,816,068.96 | 7,359,243.58 | | 23,436,592.43 | | 12,043,823.86 | 44,680.00 | 2,026,903.71 |
| Capital Outlays | | | | | | | | | | | | | | | |
| Land and Land Improvements | | | | | | | | | | | | | | | |
| Land | 5004010 01 | | | | | | | | | | | | | | |
| Land Improvements, etc. | 5004020 02 | | | | | | | | | | | | | | |
| Electrification, Power and Energy Structures | 5004030 03 | | | | | | | | | | | | | | |
| Buildings | | | | | | | | | | | | | | | |
| Office Buildings | 5004040 01 | | | | | | | | | | | | | | |
| Hospitals and Health Centers | 5004040 03 | | | | | | | | | | | | | | |
| Other Structures | 5004040 08 | | | | | | | | | | 50,000.000 | | | | |
| Office Equipment, Furniture and Fixtures | | | | | | | | | | | | | | | |
| Office Equipment | 5004050 02 | | | | | | | | | | | | | | |
| Furniture and Fixtures | 5004050 01 | | | | | | | | | | | | | | |
| IT Equipment and Software, etc. | 5004050 03 | | | | | | | | | | | | | | |
| Library Books | 5004050 04 | | | | | | | | | | | | | | |
| Machinery and Equipment | | | | | | | | | | | | | | | |
| Machinery | 5004060 01 | | | | | | | | | | | | | | |
| Communication Equipment | 5004060 02 | | | | | | | | | | | | | | |
| Medical, Dental and Laboratory Equipment | 5004060 11 | | | | | | | | | | | | | | |
| Technical and Scientific Equipment | 5004060 14 | | | | | | | | | | 66,000.000 | | | | |
| Other Machinery and Equipment, etc. | 5004060 99 | | | | | | | | | | | | | | |
| Transportation Equipment | | | | | | | | | | | | | | | |
| Motor Vehicles | 5004060 01 | | | | | | | | | | | | | | |
| Other Transportation Equipment, etc. | 5004060 99 | | | | | | | | | | | | | | |
| Other Property, Plant and Equipment | 5004060 95 | | | | | | | | | | | | | | |
| TOTAL CAPITAL OUTLAY | | | | | | | | | | | 116,000.000 | | | | |
| B. SPECIAL PURPOSE FUNDS | | | | | | | | | | | | | | | |
| Miscellaneous Personnel Benefits Fund | | | | 16,909,180.43 | 17,000,869.44 | 33,910,049.87 | | 16,909,180.43 | 17,000,869.44 | 33,910,049.87 | | 18,066,656.13 | | | |
| Miscellaneous Personnel Benefits Fund-MOOE | | | | | 147,928.00 | 147,928.00 | | | 147,928.00 | 147,928.00 | | | | | |
| Pension and Gratuity Fund | | | | | | | | | | | | | | | |
| Terminal Leave Benefits | 5010420 01 | | 313,697.59 | 1,222,943.70 | 195,303.18 | 1,731,944.47 | 313,697.59 | 1,222,943.70 | 195,303.18 | 1,731,944.47 | | 3.53 | | | |
| Priority Development Assistance Fund | | | | | | | | | | | | | | | |
| Specify allotment class/object of expenditures | | | | | | | | | | | | | | | |
| Others (Please specify) PEI | 5010480 99 | | | | | | | | | | | | | | |
| TOTAL SPECIAL PURPOSE FUND | | | 313,697.59 | 18,132,124.13 | 17,344,100.62 | 35,789,922.34 | 313,697.59 | 18,132,124.13 | 17,344,100.62 | 35,789,922.34 | | 3.53 | | | |
| C. AUTOMATIC APPROPRIATIONS | | | | | | | | | | | | | | | |
| Health Insurance Premium | 5010610 06 | 28,168.71 | 2,792,278.37 | 2,864,254.25 | 3,369,585.16 | 9,026,117.78 | 2,792,278.37 | 2,864,254.25 | 3,369,585.16 | 9,026,117.78 | | 3,227,012.02 | | | |
| Specify object of expenditures | | | | | | | | | | | | | | | |
| Others (Pls. specify) | | | | | | | | | | | | | | | |
| TOTAL AUTOMATIC APPROPRIATION | | 28,168.71 | 2,792,278.37 | 2,864,254.25 | 3,369,585.16 | 9,026,117.78 | 2,792,278.37 | 2,864,254.25 | 3,369,585.16 | 9,026,117.78 | | 3,227,012.02 | | | |
| TOTAL CURRENT YEAR BUDGET/APPROPRIATION | | 28,168.71 | 46,314,149.72 | 49,387,030.09 | 49,809,487.06 | 145,510,666.89 | 44,543,820.07 | 50,105,990.49 | 48,789,272.62 | 143,439,083.18 | 116,000.000 | 81,478,116.91 | 44,680.00 | 2,026,903.71 | |
| III. SUB-ALLOTMENT FROM Regional Health Off | | | | | | | | | | | | | | | |
| Current Year | | | | | | | | | | | | | | | |
| CTI Salaries | | 402,759.11 | 55,374.67 | 200,565.44 | 146,819.00 | 402,759.11 | 55,374.67 | 200,565.44 | 146,819.00 | 402,759.11 | | 413,795.89 | | | |
| PEI | | 7,828,829.00 | | 7,438,452.50 | 390,176.50 | 7,828,829.00 | | 7,438,452.50 | 390,176.50 | 7,828,829.00 | | 20,345.00 | | | |
| MAP | | 850,966.40 | | | 850,966.40 | | | | 818,817.39 | | | 148,033.60 | | | 32148.01 |
| HEMS | | 222,383.84 | | 124,853.68 | 97,529.96 | | | | 124,853.68 | | | 277,618.36 | | | |
| Financial Assistance-KB | | | | | | | | | | | | | | | |


| | | | | | | | | | | | | | | | | | | |
|---|--|--|-------------|---------------|-------------|-------------|-----------|---------------|----------------|---------------|---------------|---------------|--|----------------|-----------|--------------|--------------|--------------|
| HEMS | | | | | | | | 500,000.00 | 500,000.00 | | | | | | | 124,853.68 | 97,529.96 | |
| Financial Assistance-KB | | | | | | | | | | | | | | | | | | |
| NVSSP | | | | | | | | 300,000.00 | 300,000.00 | | | | | | | 177,180.60 | 118,267.96 | |
| Organizational Mgmt | | | | | | | | 66,640.00 | 66,640.00 | | | | | | | | | |
| Medical Assistance Program | | | | | | | | 300,000.00 | 300,000.00 | | | | | | | | 141,821.25 | |
| Total Sub-allotment from DOH-Central Office | | | | | | | | 10,832,169.00 | 10,832,169.00 | | | | | | | 95,374.67 | 7,941,052.22 | 1,745,581.07 |
| GRAND TOTAL | | | 267,983.000 | 56,101,027.00 | 323,184.027 | 202,791,654 | 4,142,373 | 10,884,925.80 | 217,818,952.80 | 46,314,149.72 | 49,387,030.09 | 48,781,318.37 | | 145,482,486.18 | 55,374.67 | 7,941,052.22 | 1,773,749.78 | |
| | | | | | | | | | | | | | | | | | | |
| | | | | | | | | | | | | | | | | | | |

Certified Correct:

Approved by:


EMILY C. MENDOZA
AO IV


MARIWA L. AURETA CPA
Accountant


CIRILO R. BALINDEZ, MD MHA CESO V
MEDICAL CENTER CHIEF II

[illegible]