

MONTHLY REPORT OF DISBURSEMENTS
For the Month Ending 30 September, 2015

Department : HEALTH
 Agency : VETERANS REGIONAL HOSPITAL
 Operating Unit :
 Organization Code (UACS) : 13 001 1400025
 Funding Source Code (as clustered): 01 101101
 (e.g. Old Fund Code: 101,102, 151)


PARTICULARS	CURRENT YEAR BUDGET					PRIOR YEAR'S BUDGET											SUB-TOTAL	TRUST LIABILITIES				GRAND TOTAL					Remarks	
	PS	MOOE	Fin. Exp	CO	TOTAL	PRIOR YEAR'S ACCOUNTS PAYABLE					CURRENT YEAR'S ACCOUNTS PAYABLE							TOTAL	PS	MOOE	CO	TOTAL	PS	MOOE	Fin. Exp	CO		TOTAL
						PS	MOOE	Fin. Exp	CO	Sub-Total	PS	MOOE	Fin. Exp	CO	Sub-Total	TOTAL												
1	2	3	4	5	6=(2+3+4+5)	7	8	9	10	11=(7+8+9+10)	12	13	14	15	16=(12+13+14+15)	17=(11+16)	18=(17)	19	20	21	22=(19+20+21)	23	24	25	26	27=(23+24+25+26)	28	
Notice of Cash Allocation (NCA) MDS Checks Issued Advice to Debit Account	13,257,125.21	3,324,568.51			16,581,693.72							9,698.44		5,714,110.14	5,723,808.58	5,723,808.58	22,305,502.30					13,257,125.21	3,334,266.95			5,714,110.14	22,305,502.30	e.g. Reasons for over or under spending and the catch-up plan
Working Fund (NCA Issued to BTr) Tax Remittance Advices Issued (TRA)		2,090,350.59			2,090,350.59												2,090,350.59						2,090,350.59				2,090,350.59	
Cash Disbursement Ceiling (CDC) Non-Cash Availment Authority (NCAA)	1,313,958.96	202,321.92			1,516,280.88							646.56		453,500.80	454,147.36	454,147.36	1,970,428.24					1,313,958.96	202,968.48			453,500.80	1,970,428.24	
Others (CDT, BTr Docs Stamp, etc.)																												
TOTAL	14,571,084.17	5,617,241.02	-	-	20,188,325.19	-	-	-	-	-	-			6,167,610.94	6,177,956.94	6,177,955.94	26,366,281.13					14,571,084.17	5,627,586.02			6,167,610.94	26,366,281.13	
										26,366,281.13																		


SUMMARY:	Previous Report	This report	As of Date
Total Disbursement Authorities Received			
NCA	210,368,772.00	18,296,901.00	228,665,673.00
Working Fund			17,878,718.61
TRA	15,909,290.37	1,970,428.24	
CDC			
NCAA			
Others (CDT, BTr Docs Stamp, etc.)			
Less: Notice of Transfer Allocations (NTA) Issued			248,565,391.61
Total Disbursements Authorities Available	226,298,062.37	20,267,329.24	31,310,964.20
Less: Lapsed NCA	30,776,815.68	534,146.32	215,254,423.88
Disbursements *	188,868,142.75	26,366,281.13	3.53
Balance of Disbursements Authorities as of to date	6,633,100.21	(6,633,100.21)	

	Previous Report	This report	As of Date
Total Disbursements Program	215,974,000.00	29,245,000.00	245,219,000.00
Less: * Actual Disbursements	188,868,142.75	26,366,281.13	215,254,423.88
(Over)/Under spending	27,085,857.25	2,878,718.87	28,994,576.12

Notes: The use of NTA is discouraged

* Amounts should tally

Certified Correct:

 LILIANA L. LAURETA, CPA, IMPA
 Agency Chief Accountant
 Date:

Approved By:

 CIRILO R. GALINDEZ, MD, MHA, CESO V
 Head of Agency or Authorized Representative
 Date:


MONTHLY REPORT OF DISBURSEMENTS
For the Month Ending 31 December, 2015


Department : HEALTH
Agency : VETERANS REGIONAL HOSPITAL
Operating Unit :
Organization Code (UACS) : 13 001 1400025
Funding Source Code (as clustered): 01 101101
(e.g. Old Fund Code: 101.102, 151)

PARTICULARS	CURRENT YEAR BUDGET					PRIOR YEAR'S BUDGET											SUB-TOTAL	TRUST LIABILITIES				GRAND TOTAL					Remarks	
	PS	MOOE	Fin. Exp	CO	TOTAL	PRIOR YEAR'S ACCOUNTS PAYABLE					CURRENT YEAR'S ACCOUNTS PAYABLE							TOTAL	PS	MOOE	CO	TOTAL	PS	MOOE	Fin. Exp	CO		TOTAL
						PS	MOOE	Fin. Exp	CO	Sub-Total	PS	MOOE	Fin. Exp	CO	Sub-Total													
1	2	3	4	5	6=(2+3+4+5)	7	8	9	10	11=(7+8+9+10)	12	13	14	15	16=(12+13+14+15)	17=(11+16)	18=(6+17)	19	20	21	22=(19+20+21)	23	24	25	26	27=(23+24+25+26)	28	
Notice of Cash Allocation (NCA)																												
MDS Checks Issued	22,567,922.53	2,826,110.11			25,394,032.64									5,386,155.73	5,386,155.73	5,386,155.73	30,782,188.37					22,567,922.53	2,826,110.11			25,394,032.64	e.g. Reasons for over or under spending and the catch-up plan	
Advice to Debit Account		724,769.02			724,769.02												724,769.02					724,769.02				724,769.02		
Working Fund (NCA issued to BTR)																												
Tax Remittance Advices Issued (TRA)	1,843,808.16	73,598.15			1,917,406.33									348,808.15	348,808.15	348,808.15	2,266,214.48					1,843,808.16	73,598.15			1,917,406.33		
Cash Disbursement Ceiling (CDC)																												
Non-Cash Availment Authority (NCAA)																												
Others (CDT, BTR Docs Stamp, etc.)																												
TOTAL	24,411,730.71	3,624,477.28			28,036,207.99									5,736,963.88	5,736,963.88	5,736,963.88	33,773,171.87					24,411,730.71	3,624,477.28			28,036,207.99		
										33,773,171.87																		

SUMMARY:	<u>Previous Report</u>	<u>This report</u>	<u>As of Date</u>	<u>Previous Report</u>	<u>This report</u>	<u>As of Date</u>
Total Disbursement Authorities Received						
NCA	266,212,858.00	28,548,581.00	294,761,439.00	332,511,000.00	27,441,000.00	359,952,000.00
Working Fund				252,134,265.16	33,773,171.87	285,907,437.03
TRA	20,802,460.59	2,266,214.36	23,068,675.37	80,376,736.64	(6,332,171.87)	74,044,562.97
CDC						
NCAA						
Others (CDT, BTR Docs Stamp, etc.)						
Less: Notice of Transfer Allocations (NTA) issued						
Total Disbursements Authorities Available	287,015,318.99	30,814,795.36	317,830,114.37			
Less: Lapsed NCA	31,310,964.20	611,713.14	31,922,677.34			
Disbursements *	252,134,265.16	33,773,171.87	285,907,437.03			
Balance of Disbursements Authorities as of to date	3,570,089.63	(3,570,089.63)	0.00			
Notes: The use of NTA is discouraged	283,445,229.36					

* Amounts should tally

Certified Correct:

LJWLIWA L. LAURETA, CPA, IMPA
Agency Chief Accountant
Date: _____

Approved By:

CIRILO F. GALINDEZ, MD, MHA, CESO V
Head of Agency or Authorized Representative
Date: _____