

SUMMARY OF APPROVED BUDGET, UTILIZATIONS, DISBURSEMENTS AND BALANCES BY OBJECT OF EXPENDITURES
As of the Quarter Ending MARCH 31, 2017

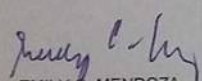
FAR No. 2-A


Department : HEALTH
 Agency : VETERANS REGIONAL HOSPITAL
 Operating Unit :
 Organization Code (UACS) : 13 001 1400025
 Funding Source Code (as clustered) :


| Particulars | UACS CODE | Approved Budget | | | Budget Utilization | | | | | Disbursements | | | | BALANCES | | | |
|--|-------------|---|--|---------------------------|--------------------|--------------------|--------------------|--------------------|--------------|--------------------|--------------------|--------------------|--------------------|------------------|-------------------|---------------------------------------|----------------------------|
| | | Approved Budgeted Revenue (Collection Jan-March 2017+beginning) | Adjustments (Additions, Reductions, Realignment) | Adjusted Budgeted Revenue | 1st Quarter Ending | 2nd Quarter Ending | 3rd Quarter Ending | 4th Quarter Ending | Total | 1st Quarter Ending | 2nd Quarter Ending | 3rd Quarter Ending | 4th Quarter Ending | Total | Unutilized Budget | Unpaid Utilizations | |
| | | | | | March 31 | June 30 | Sept. 30 | Dec. 31 | | March 31 | June 30 | Sept. 30 | Dec. 31 | | | Due and Demandable / Accounts Payable | Not Yet Due and Demandable |
| 1 | 2 | 3 | 4 | 5=3+(-)4 | 6 | 7 | 8 | 9 | 10=(6+7+8+9) | 11 | 12 | 13 | 14 | 15=(11+12+13+14) | 16=(5-10) | 17 | 18 |
| SUMMARY | | | | | | | | | | | | | | | | | |
| A. AGENCY SPECIFIC BUDGET | | | | | | | | | | | | | | | | | |
| Personnel Services | | | | | | | | | | | | | | | | | |
| Salaries and Wages | | | | | | | | | | | | | | | | | |
| Salaries and Wages - Regular | | | | | | | | | | | | | | | | | |
| Basic Salary - Civilian | 50101010 01 | | | | | | | | | | | | | | | | |
| Basic Pay - Military/Uniformed Personnel | 50101010 02 | | | | | | | | | | | | | | | | |
| Salaries and Wages - Contractual | | | | | | | | | | | | | | | | | |
| Other Compensation | | | | | | | | | | | | | | | | | |
| Personnel Economic Relief Allowance (PERA) | | | | | | | | | | | | | | | | | |
| PERA - Civilian | | | | | | | | | | | | | | | | | |
| PERA - Military/Uniformed Personnel | | | | | | | | | | | | | | | | | |
| Representation Expenses | | | | | | | | | | | | | | | | | |
| Transportation Allowance | | | | | | | | | | | | | | | | | |
| Transportation Allowance | | | | | | | | | | | | | | | | | |
| RATA of Sectoral/Alternate Sectoral Representatives | | | | | | | | | | | | | | | | | |
| <i>Continue down to the last object of expenditure</i> | | | | | | | | | | | | | | | | | |
| Maintenance & Other Operating Expenses | | | | | | | | | | | | | | | | | |
| Traveling Expenses | | | | | | | | | | | | | | | | | |
| Traveling Expenses - Local | 50201000 00 | 500,000.00 | | 500,000.00 | 141,983.00 | | | | 141,983.00 | 106,087.00 | | | | 106,087.00 | 358,017.00 | 35,896.00 | |
| Traveling Expenses - Foreign | 50201020 00 | | | 0.00 | | | | | 0.00 | | | | | 0.00 | 0.00 | 0.00 | |
| Training and Scholarship Expenses | | | | | | | | | | | | | | | | | |
| Training Expenses | 50202010 00 | 500,000.00 | | 500,000.00 | 289,861.81 | | | | 289,861.81 | 252,789.17 | | | | 252,789.17 | 210,138.19 | 37,072.64 | |
| Scholarship Grants/Expenses | | | | 0.00 | | | | | 0.00 | | | | | 0.00 | 0.00 | 0.00 | |
| Supplies and Materials Expenses | | | | | | | | | | | | | | | | | |
| Office Supplies Expenses | 50203010 00 | 1,000,000.00 | | 1,000,000.00 | 544,042.14 | | | | 544,042.14 | 184,005.30 | | | | 184,005.30 | 455,957.86 | | 360,036.84 |
| Janitorial expense | 50203010 00 | 500,000.00 | | 500,000.00 | 206,856.07 | | | | 206,856.07 | 159,594.22 | | | | 159,594.22 | 293,143.93 | | 47,261.85 |
| Accountable Forms Expenses | 50203020 00 | 300,000.00 | | 300,000.00 | | | | | 0.00 | | | | | 0.00 | 300,000.00 | | |
| Non-Accountable Forms Expenses | | | | 0.00 | | | | | 0.00 | | | | | 0.00 | 0.00 | | |
| Animal/Zoological Supplies Expenses | | | | 0.00 | | | | | 0.00 | | | | | 0.00 | 0.00 | | |
| Food Supplies Expenses | 50203050 00 | 3,323,990.00 | | 3,323,990.00 | 528,928.68 | | | | 528,928.68 | 528,928.68 | | | | 528,928.68 | 2,800,061.32 | | |
| Welfare Goods Expenses | | | | 0.00 | | | | | 0.00 | | | | | 0.00 | 0.00 | | |
| Drugs and Medicines Expenses | 50203070 00 | | | 0.00 | | | | | 0.00 | | | | | 0.00 | 0.00 | | |
| Medical, Dental and Laboratory Supplies Expense | 50203080 00 | 11,900,000.00 | | 11,900,000.00 | 2,762,107.61 | | | | 2,762,107.61 | 478,884.11 | | | | 478,884.11 | 9,137,892.39 | | 2,283,223.50 |
| Fuel, Oil and Lubricants Expenses | 50203090 00 | 400,000.00 | | 400,000.00 | 122,726.28 | | | | 122,726.28 | 122,726.28 | | | | 122,726.28 | 277,273.72 | | |
| SE-Office equip | 50203210 02 | 400,000.00 | | 400,000.00 | 27,161.50 | | | | 27,161.50 | 20,666.50 | | | | 20,666.50 | 372,838.50 | | 6,495.00 |
| SE-Medical Equipment | 50203210 10 | 700,000.00 | | 700,000.00 | 363,488.50 | | | | 363,488.50 | 7,800.50 | | | | 7,800.50 | 336,511.50 | | 355,688.00 |
| SE-IT | 50203210 03 | 300,000.00 | | 300,000.00 | 71,985.00 | | | | 71,985.00 | | | | | 0.00 | 228,015.00 | | 71,985.00 |
| SE-Rescue Equip | 50203210 08 | 40,000.00 | | 40,000.00 | | | | | 0.00 | | | | | 0.00 | 40,000.00 | | |
| SE-Other Mach & Equip | 50203210 99 | 145,000.00 | | 145,000.00 | 5,500.00 | | | | 5,500.00 | | | | | 0.00 | 139,500.00 | | 5,500.00 |
| SE-Furn & Fixtures | 50203220 01 | 600,000.00 | | 600,000.00 | 44,392.00 | | | | 44,392.00 | 5,452.00 | | | | 5,452.00 | 555,808.00 | | 38,940.00 |
| SE- Books | 50203220 02 | 180,000.00 | | 180,000.00 | | | | | 0.00 | | | | | 0.00 | 180,000.00 | | |

| | | | | | | | | | | | | | | |
|---|-------------|---------------|---------------|--------------|--|--|--------------|--------------|--|--|--------------|--------------|--|------------|
| SE-Communication Equipment | 50203210 07 | 10,000.00 | 10,000.00 | 929.00 | | | 929.00 | 929.00 | | | 929.00 | 9,071.00 | | |
| SE-Sports | 50203210 07 | 50,000.00 | 50,000.00 | 8,240.00 | | | 8,240.00 | | | | 0.00 | 41,760.00 | | 8,240.00 |
| Agricultural and Marine Supplies Expenses | | | 0.00 | 0.00 | | | 0.00 | | | | 0.00 | 0.00 | | |
| Textbooks and Instructional Materials Expenses | | | 0.00 | 0.00 | | | 0.00 | | | | 0.00 | 0.00 | | |
| Textbooks and Instructional Materials Expenses | | | 0.00 | 0.00 | | | 0.00 | | | | 0.00 | 0.00 | | |
| Chalk Allowance | | | 0.00 | 0.00 | | | 0.00 | | | | 0.00 | 0.00 | | |
| Military, Police and Traffic Supplies Expenses | | | 0.00 | 0.00 | | | 0.00 | | | | 0.00 | 0.00 | | |
| Chemical and Filtering Supplies Expenses | | | 0.00 | 0.00 | | | 0.00 | | | | 0.00 | 0.00 | | |
| Other Supplies and Materials Expenses | 50203990 00 | 1,800,000.00 | 1,800,000.00 | 17,770.00 | | | 17,770.00 | 7,258.00 | | | 7,258.00 | 1,782,230.00 | | 10,512.00 |
| Utility Expenses | | | 0.00 | 0.00 | | | 0.00 | | | | 0.00 | 0.00 | | |
| Water Expenses | 50204010 00 | 50,000.00 | 50,000.00 | 33,320.00 | | | 33,320.00 | 33,320.00 | | | 33,320.00 | 16,680.00 | | |
| Electricity Expenses | 50204020 00 | 6,000,000.00 | 6,000,000.00 | 363,283.79 | | | 363,283.79 | 363,283.79 | | | 363,283.79 | 5,636,716.21 | | |
| Communication Expense | | | 0.00 | 0.00 | | | 0.00 | | | | 0.00 | 0.00 | | |
| Postage and Deliveries | 50205010 00 | 10,000.00 | 10,000.00 | 7,664.92 | | | 7,664.92 | 7,664.92 | | | 7,664.92 | 2,335.08 | | |
| Telephone Expenses-Landline | 50205020 02 | 20,000.00 | 20,000.00 | 2,406.21 | | | 2,406.21 | 2,406.21 | | | 2,406.21 | 17,593.79 | | |
| Telephone Expenses-Mobile | 50205020 01 | 20,000.00 | 20,000.00 | 3,730.00 | | | 3,730.00 | 3,730.00 | | | 3,730.00 | 16,270.00 | | |
| Internet Expenses | 50205030 00 | 60,000.00 | 60,000.00 | 0.00 | | | 0.00 | 0.00 | | | 0.00 | 60,000.00 | | |
| Cable, Satellite, Telegraph & Radio Exp. | 50205040 00 | 50,000.00 | 50,000.00 | 4,810.00 | | | 4,810.00 | 4,810.00 | | | 4,810.00 | 45,190.00 | | |
| Other Expense | | | 0.00 | 0.00 | | | 0.00 | | | | 0.00 | 0.00 | | |
| Advertising Expenses | 50299010 00 | 200,000.00 | 200,000.00 | 17,136.00 | | | 17,136.00 | 17,136.00 | | | 17,136.00 | 182,864.00 | | |
| Printing and Binding Exp. | 50299020 00 | 100,000.00 | 100,000.00 | 51,574.00 | | | 51,574.00 | 46,174.00 | | | 46,174.00 | 48,426.00 | | 5,400.00 |
| Representation Exp | 50299030 00 | 50,000.00 | 50,000.00 | 120.00 | | | 120.00 | 120.00 | | | 120.00 | 49,880.00 | | |
| Transportation & Delivery Exp | 50299040 00 | 10,000.00 | 10,000.00 | 1,040.00 | | | 1,040.00 | 1,040.00 | | | 1,040.00 | 8,960.00 | | |
| Rent of Vehicle | 50299050 03 | 1,000.00 | 1,000.00 | 0.00 | | | 0.00 | 0.00 | | | 0.00 | 1,000.00 | | |
| Subscription Expenses | 50299070 00 | 50,000.00 | 50,000.00 | 675.00 | | | 675.00 | 675.00 | | | 675.00 | 49,325.00 | | |
| Awards | 50206010 01 | 2,000.00 | 2,000.00 | 0.00 | | | 0.00 | 0.00 | | | 0.00 | 2,000.00 | | |
| Prizes | 50206020 00 | 27,000.00 | 27,000.00 | 0.00 | | | 0.00 | 0.00 | | | 0.00 | 27,000.00 | | |
| Professional Expense | | | 0.00 | 0.00 | | | 0.00 | | | | 0.00 | 0.00 | | |
| Legal Services | 50211010 00 | 4,000.00 | 4,000.00 | 890.00 | | | 890.00 | 890.00 | | | 890.00 | 3,110.00 | | |
| Auditing Expenses | 50211020 00 | 10,000.00 | 10,000.00 | 639.00 | | | 639.00 | 639.00 | | | 639.00 | 9,361.00 | | |
| Environmental Services | 50212000 00 | 20,000.00 | 20,000.00 | 11,250.00 | | | 11,250.00 | 11,250.00 | | | 11,250.00 | 8,750.00 | | |
| Security Service | 50212030 00 | 501,000.00 | 501,000.00 | 367,165.12 | | | 367,165.12 | 367,165.12 | | | 367,165.12 | 133,834.88 | | |
| Consultancy Services | 50211030 00 | 10,000.00 | 10,000.00 | 0.00 | | | 0.00 | 0.00 | | | 0.00 | 10,000.00 | | |
| Job Contract/Other Prof. Fees | 50211990 00 | 11,000,000.00 | 11,000,000.00 | 7,985,296.34 | | | 7,985,296.34 | 7,930,100.93 | | | 7,930,100.93 | 3,014,703.66 | | 55,195.41 |
| Other General Services | 50212990 00 | 50,000.00 | 50,000.00 | 0.00 | | | 0.00 | 0.00 | | | 0.00 | 50,000.00 | | |
| Repairs & Maintenance | | | 0.00 | 0.00 | | | 0.00 | | | | 0.00 | 0.00 | | |
| Repair & Maint -Elec. Power and Energy | 50213030 05 | 20,000.00 | 20,000.00 | 0.00 | | | 0.00 | 0.00 | | | 0.00 | 20,000.00 | | |
| Repair & Maint -Buildings | 50213040 01 | 300,000.00 | 300,000.00 | 78,146.00 | | | 78,146.00 | 9,646.00 | | | 9,646.00 | 221,854.00 | | 63.500 |
| Repair & Maint. - Hosp. & Health Center | 50213040 03 | 1,014,900.00 | 1,014,900.00 | 83,371.00 | | | 83,371.00 | 3,605.00 | | | 3,605.00 | 931,529.00 | | 79,766.00 |
| Repairs & Maint -Other Structures | 50213040 99 | 900,000.00 | 900,000.00 | 250,931.93 | | | 250,931.93 | 250,931.93 | | | 250,931.93 | 649,068.07 | | |
| Repair & Maint. - Office Equipment | 50213050 02 | 100,000.00 | 100,000.00 | 2,450.00 | | | 2,450.00 | 2,450.00 | | | 2,450.00 | 97,550.00 | | |
| Repair & Maint. - IT Equip. & Software | 50213050 03 | 200,000.00 | 200,000.00 | 17,614.88 | | | 17,614.88 | 9,000.00 | | | 9,000.00 | 182,385.12 | | 8,614.88 |
| Repair & Maint. - Commu. Equipment | 50213050 07 | 300,000.00 | 300,000.00 | 780.00 | | | 780.00 | 780.00 | | | 780.00 | 299,220.00 | | |
| Repair & Maint. - Med., Dental & Lab. Equip. | 50213050 11 | 500,000.00 | 500,000.00 | 13,240.00 | | | 13,240.00 | 2,840.00 | | | 2,840.00 | 486,760.00 | | 10,400.00 |
| Repair & Maint. - Other Machineries & Equipment | 50213050 99 | 500,000.00 | 500,000.00 | 44,120.00 | | | 44,120.00 | 1,500.00 | | | 1,500.00 | 455,880.00 | | 42,620.00 |
| Repairs & Maint. - Motor Vehicles | 50213060 01 | 500,000.00 | 500,000.00 | 177,525.50 | | | 177,525.50 | 99,867.00 | | | 99,867.00 | 322,474.50 | | 77,658.50 |
| Repair & Maint. - Furniture and Fixtures | 50213070 00 | 30,000.00 | 30,000.00 | 0.00 | | | 0.00 | 0.00 | | | 0.00 | 30,000.00 | | |
| Repair & Maint. - SE-Furniture and Fixtures | 50213210 01 | 10,000.00 | 10,000.00 | 0.00 | | | 0.00 | 0.00 | | | 0.00 | 10,000.00 | | |
| Repair & Maint. - SE-Med., Dental & Lab. Equip | 50213210 10 | 20,000.00 | 20,000.00 | 1,450.00 | | | 1,450.00 | 1,450.00 | | | 1,450.00 | 18,550.00 | | |
| Repair & Maint. - SE IT Equip. & Software | 50213210 03 | 5,000.00 | 5,000.00 | 0.00 | | | 0.00 | 0.00 | | | 0.00 | 5,000.00 | | |
| Subsidy-Others | 50214990 00 | 1,800,000.00 | 1,800,000.00 | 1,104,100.00 | | | 1,104,100.00 | 964,900.00 | | | 964,900.00 | 695,900.00 | | 139,200.00 |
| Insurance & Other Fees | | | 0.00 | 0.00 | | | 0.00 | | | | 0.00 | 0.00 | | |
| Registration of MV/Licensing | 50215010 01 | 465,000.00 | 465,000.00 | 7,737.00 | | | 7,737.00 | 7,737.00 | | | 7,737.00 | 457,263.00 | | |
| Fidelity Bond Prem./Performance Bond | 50215020 00 | 200,000.00 | 200,000.00 | 0.00 | | | 0.00 | 0.00 | | | 0.00 | 200,000.00 | | |
| Insurance Expenses | 50215030 00 | 200,000.00 | 200,000.00 | 0.00 | | | 0.00 | 0.00 | | | 0.00 | 200,000.00 | | |
| Miscellaneous Expenses | 50210030 00 | 905,783.10 | 905,783.10 | 225,687.00 | | | 225,687.00 | 224,337.00 | | | 224,337.00 | 680,996.10 | | 1,350.00 |
| Membership dues | 50299060 00 | 5,000.00 | 5,000.00 | 0.00 | | | 0.00 | 0.00 | | | 0.00 | 5,000.00 | | |
| Sanitary Services | 50299990 99 | | 0.00 | 0.00 | | | 0.00 | 0.00 | | | 0.00 | 0.00 | | |
| PCF | | 200,000.00 | 200,000.00 | 95,795.76 | | | 95,795.76 | 67,180.01 | | | 67,180.01 | 104,204.24 | | 28,615.75 |
| Other mpoe | 50299990 99 | 300,000.00 | 300,000.00 | 500.00 | | | 500.00 | 500.00 | | | 500.00 | 299,500.00 | | |
| Continue down to the last object of expenditure | | | | | | | | | | | 0.00 | 0.00 | | |
| | | | | | | | | | | | 0.00 | 0.00 | | |

| | | | | | | | | | | | | | | | | |
|--|----------------|---------------|----------------|---------------|--------------|------|------|---------------|---------------|------|------|------|---------------|---------------|------------|---------------|
| Financial Expenses | | | | | | | | | | | | 0.00 | 0.00 | | | |
| Management Supervision/Trusteeship Fees | | | | | | | | | | | | 0.00 | 0.00 | | | |
| Interest Expenses | | | | | | | | | | | | 0.00 | 0.00 | | | |
| Interest Paid to Non Residents | | | | | | | | | | | | 0.00 | 0.00 | | | |
| Interest Paid to Residents other than General Government | | | | | | | | | | | | 0.00 | 0.00 | | | |
| Interest Paid to other General Government Units | | | | | | | | | | | | 0.00 | 0.00 | | | |
| Continue down to the last object of expenditure | | | | | | | | | | | | 0.00 | 0.00 | | | |
| | 49,374,673.10 | 0.00 | 49,374,673.10 | 16,090,421.04 | 0.00 | 0.00 | 0.00 | 16,090,421.04 | 12,312,249.67 | 0.00 | 0.00 | 0.00 | 12,312,249.67 | 33,284,252.06 | 268,714.05 | 3,509,457.32 |
| Capital Outlays | | | | | | | | | | | | | | | | |
| Property, Plant and Equipment Outlay | | | | | | | | | | | | | | | | |
| Buildings and Other Structures Outlay | 50604040 00 | | | | | | | | | | | | | | | |
| Buildings | 50604040 01 | | | | | | | | | | | | | | | |
| School Buildings | 50604040 02 | | | | | | | | | | | | | | | |
| Hospitals and Health Centers | 50604040 03 | 34,640,656.31 | | 34,640,656.31 | 7,509,864.37 | | | 7,509,864.37 | 1,126,479.66 | | | | 1,126,479.66 | 27,130,791.94 | | 6,383,384.71 |
| Other Structures | 50604040 99 | 1,501,439.18 | | 1,501,439.18 | | | | | | | | | | 1,501,439.18 | | |
| Machinery and Equipment Outlay | 50604050 00 | | | | | | | | | | | | | | | |
| Machinery | 50604050 01 | | | | | | | | | | | | | | | |
| Office Equipment | 50604050 02 | 1,000,000.00 | | 1,000,000.00 | | | | | | | | | | | | 32,400.00 |
| Communication Equip | 50604060 07 | 100,000 | | 100,000 | 32,400 | | | | | | | | | | | |
| Electrification, Power and Energy Structures | 50604030 05 | | | | | | | | | | | | | | | |
| Furniture & Fixtures | 50604070 01 | 1,778,000 | | 1,778,000 | 101,847.00 | | | | | | | | | | | |
| IT Equipment and Software | 50604050-03 | 619,230.46 | | 619,230.46 | 65,000.00 | | | | 65,000.00 | | | | | | | |
| Library Books | 50604070 02 | | | | | | | | | | | | | | | |
| Medical, Dental and Laboratory Equipment | 50604050-11 | 23,268,407.44 | | 23,268,407.44 | 9,993,331.50 | | | | 9,993,331.50 | | | | | | | |
| Other Machineries & Equipment | 50604050-99 | 1,947,000 | | 1,947,000 | | | | | | | | | | | | |
| Motor Vehicles | 50604060-01 | 2,100,000 | | 2,100,000 | | | | | | | | | | | | |
| Books | 50604070 02 | 413,966 | | 413,966 | | | | | | | | | | | | |
| Continue down to the last object of expenditure | | | | | | | | | | | | | | | | |
| | 68,318,699.39 | 0.00 | 68,318,699.39 | 17,702,242.87 | 0.00 | 0.00 | 0.00 | 17,702,242.87 | 1,191,479.66 | 0.00 | 0.00 | 0.00 | 1,191,479.66 | 50,616,456.52 | 0.00 | 16,510,763.21 |
| GRAND TOTAL | 117,693,372.49 | 0.00 | 117,693,372.49 | 33,792,663.91 | 0.00 | 0.00 | 0.00 | 33,792,663.91 | 13,503,729.33 | 0.00 | 0.00 | 0.00 | 13,503,729.33 | 83,900,708.58 | 268,714.05 | 20,020,220.53 |

Certified Correct:  EMILY C. MENDOZA
SAO

Certified Correct:  LRLWIWA L LAUERETA CPA
Chief Accountant

Approved:  CIRILO R. GALINDEZ, MD MHA CESO V
Medical Center Chief II

Date: _____ Date: _____