

SUMMARY OF APPROPRIATIONS, ALLOTMENTS, OBLIGATIONS, DISBURSEMENTS AND BALANCES BY OBJECT OF EXPENDITURES
As of the Quarter Ending June 30, 2017


Authorization: 01 - Current Year Appropriations
Report Status: APPROVED


Department: Department of Health (DOH)
Agency: Office of the Secretary
Operating Unit: Veterans General Hospital
Organization Code (UACS): 130011400025
Funding Source Code (as clustered): 01 - Regular Agency Fund

Particulars		UACS CODE	Authorized Appropriation	Adjustments (Transfer To/From Realignment)	Adjusted Appropriations (3+4)	Allotments Received	Adjustments (Withdrawal, Realignment)	Transfer To	Transfer From	Adjusted Total Allotments 10=(6+(-)-7)+8+9	1st Quarter Ending March 31	2nd Quarter Ending June 30	3rd Quarter Ending Sept. 30	4th Quarter Ending Dec. 31	Total 5=(11+12+13+14)	1st Quarter Ending March 31	2nd Quarter Ending June 30	3rd Quarter Ending Sept. 30	4th Quarter Ending Dec. 31	Total 20=(16+17+18+19)	Unreleased Appropriations 21=(5-10)	Unobligated Allotment 22=(10-15)	Due and Demandable 23	Not Yet Due and Demandable 24
1	2	3	4	5	6	7	8	9	10	11	12	13	14	15	16	17	18	19	20	21	22	23	24	
I. Agency Specific Budget																								
Specific Budgets of National Government Agencies																								
	01101101	317,091,000.00	45,768,861.56	362,859,861.56	317,091,000.00			45,768,861.56	362,859,861.56	77,149,855.50	96,803,243.67				173,753,099.17	76,661,812.49	92,902,120.16			169,563,932.65		189,106,762.39	14,100.00	4,175,066.52
Personnel Services																								
	0	239,684,000.00		271,582,861.56	239,684,000.00			32,918,861.56	271,582,861.56	63,770,007.05	77,957,246.58				141,727,253.63	63,751,244.69	77,976,010.94			141,727,253.63		129,855,605.93		
	5010100000	161,758,000.00		161,758,000.00	161,758,000.00				161,758,000.00	43,720,668.21	44,345,103.67				88,065,771.88	43,701,905.85	44,363,866.03			88,065,771.88		73,615,228.12		
	5010101000	161,681,000.00		161,681,000.00	161,681,000.00				161,681,000.00	43,720,668.21	44,345,103.67				88,065,771.88	43,701,905.85	44,363,866.03			88,065,771.88		73,615,228.12		
	5010101001	161,681,000.00		161,681,000.00	161,681,000.00				161,681,000.00	43,720,668.21	44,345,103.67				88,065,771.88	43,701,905.85	44,363,866.03			88,065,771.88		73,615,228.12		
Salaries and Wages - Casual/Contractual																								
	5010102000	77,000.00		77,000.00	77,000.00				77,000.00													77,000.00		
Salaries and Wages - Casual/Contractual																								
	5010102000	77,000.00		77,000.00	77,000.00				77,000.00													77,000.00		
Other Compensation																								
	5010200000	74,010,000.00	24,313,674.56	98,323,674.56	74,010,000.00			24,313,674.56	98,323,674.56	18,429,962.58	30,446,598.94				48,876,561.52	18,429,962.58	30,446,598.94			48,876,561.52		49,447,113.04		
Personal Economic Relief Allowance (PERA)																								
	5010201000	10,776,000.00		10,776,000.00	10,776,000.00				10,776,000.00	3,127,181.83	3,151,163.66				6,278,345.49	3,127,181.83	3,151,163.66			6,278,345.49		4,497,854.51		
	5010201001	10,776,000.00		10,776,000.00	10,776,000.00				10,776,000.00	3,127,181.83	3,151,163.66				6,278,345.49	3,127,181.83	3,151,163.66			6,278,345.49		4,497,854.51		
PERA - Civilian																								
	5010202000	270,000.00		270,000.00	270,000.00				270,000.00	83,750.00	82,500.00				166,250.00	83,750.00	82,500.00			166,250.00		103,750.00		
Representation Allowance (RA)																								
	5010202000	270,000.00		270,000.00	270,000.00				270,000.00	83,750.00	82,500.00				166,250.00	83,750.00	82,500.00			166,250.00		103,750.00		
Representation Allowance (RA)																								
	5010203000	270,000.00		270,000.00	270,000.00				270,000.00	83,750.00	82,500.00				166,250.00	83,750.00	82,500.00			166,250.00		103,750.00		
Transportation Allowance (TA)																								
	5010203001	270,000.00		270,000.00	270,000.00				270,000.00	83,750.00	82,500.00				166,250.00	83,750.00	82,500.00			166,250.00		103,750.00		
Transportation Allowance (TA)																								
	5010203001	270,000.00		270,000.00	270,000.00				270,000.00	83,750.00	82,500.00				166,250.00	83,750.00	82,500.00			166,250.00		103,750.00		
Clothing/Uniform Allowance																								
	5010204000	2,275,000.00		2,275,000.00	2,275,000.00				2,275,000.00	2,527,500.00	(77,500.00)				2,450,000.00	2,527,500.00	(77,500.00)			2,450,000.00		(175,000.00)		
Clothing/Uniform Allowance - Civilian																								
	5010204001	2,275,000.00		2,275,000.00	2,275,000.00			3,039,000.00	13,787,000.00	3,556,472.37	(550,133.87)				3,006,336.50	3,556,472.37	(550,133.87)			3,006,336.50		10,780,661.50		
Subsistence Allowance (SA)																								
	5010205000	10,748,000.00	3,039,000.00	13,787,000.00	10,748,000.00				3,039,000.00	13,787,000.00	3,556,472.37	(550,133.87)			3,006,336.50	3,556,472.37	(550,133.87)			3,006,336.50		10,780,661.50		
Subsistence Allowance - Magna Carta for Public Health Workers under R.A. 7305																								
	5010205003	10,748,000.00	3,039,000.00	13,787,000.00	10,748,000.00			255,000.00	844,000.00	224,672.07	(550,133.87)				450,059.90	224,672.07	225,387.83			450,059.90		393,940.10		
Laundry Allowance (LA)																								
	5010206000	589,000.00	255,000.00	844,000.00	589,000.00				255,000.00	844,000.00	224,672.07	(550,133.87)			450,059.90	224,672.07	225,387.83			450,059.90		393,940.10		
Laundry Allowance - Magna Carta Benefits for Public Health Workers under R.A. 7305																								
	5010206004	589,000.00	255,000.00	844,000.00	589,000.00			10,008,000.00	27,594,000.00	8,437,200.08	8,570,003.21				17,007,203.29	8,437,200.08	8,570,003.21			17,007,203.29		10,586,796.71		
Hazard Pay (HP)																								
	5010211000	17,586,000.00	10,008,000.00	27,594,000.00	17,586,000.00				10,008,000.00	27,594,000.00	8,437,200.08	8,570,003.21			17,007,203.29	8,437,200.08	8,570,003.21			17,007,203.29		10,586,796.71		
HP - Magna Carta Benefits for Public Health Workers under R.A. 7305																								
	5010211005	17,586,000.00	10,008,000.00	27,594,000.00	17,586,000.00			7,972,674.56	7,972,674.56		3,958,233.59				3,958,233.59					3,958,233.59		4,014,440.97		
Longevity Pay (LP)																								
	5010212000		7,972,674.56	7,972,674.56					7,972,674.56	7,972,674.56		3,958,233.59			3,958,233.59					3,958,233.59		4,014,440.97		
Longevity Pay - Magna Carta Benefits for Public Health Workers under R.A. 7305																								
	5010212004		7,972,674.56	7,972,674.56				3,039,000.00	3,039,000.00	389,436.23	672,945.52				1,062,381.75	389,436.23	672,945.52			1,062,381.75		1,976,618.25		
Overtime and Night Pay																								
	5010213000		3,039,000.00	3,039,000.00				3,039,000.00	3,039,000.00	389,436.23	672,945.52				1,062,381.75	389,436.23	672,945.52			1,062,381.75		1,976,618.25		
Night-shift Differential Pay																								
	5010213002		3,039,000.00	3,039,000.00					13,473,000.00													13,473,000.00		
Year End Bonus																								
	5010214000	13,473,000.00		13,473,000.00	13,473,000.00				13,473,000.00													2,275,000.00		
Bonus - Civilian																								
	5010214001	13,473,000.00		13,473,000.00	13,473,000.00				13,473,000.00													2,275,000.00		
Cash Gift																								
	5010215000	2,275,000.00		2,275,000.00	2,275,000.00				2,275,000.00			14,331,499.00			14,331,499.00		14,331,499.00			14,331,499.00		1,416,501.00		
Cash Gift - Civilian																								
	5010215001	2,275,000.00		2,275,000.00	2,275,000.00				15,748,000.00			14,331,499.00			14,331,499.00		14,331,499.00			14,331,499.00		2,275,000.00		
Other Bonuses and Allowances																								
	5010299000	15,748,000.00		15,748,000.00	15,748,000.00				2,275,000.00						14,331,499.00		14,331,499.00			14,331,499.00		(858,499.00)		
Productivity Enhancement Incentive - Civilian																								
	5010299012	2,275,000.00		2,275,000.00	2,275,000.00				13,473,000.00		14,331,499.00				14,331,499.00		14,331,499.00			14,331,499.00		929,042.45		
Mid-Year Bonus - Civilian																								
	5010299036	13,473,000.00		13,473,000.00	13,473,000.00				2,492,000.00	734,820.05	828,137.50				1,562,957.55	734,820.05	828,137.50			1,562,957.55		220,500.00		
Personal Benefit Contributions																								
	5010300000	2,492,000.00		2,492,000.00	2,492,000.00				546,000.00	161,100.00	164,400.00				325,500.00	161,100.00	164,400.00			325,500.00		220,500.00		
Pay-Big Contributions																								
	5010302000	546,000.00		546,000.00	546,000.00				546,000.00	161,100.00	164,400.00				325,500.00	161,100.00	164,400.00			325,500.00		220,500.00		
Pay-Big - Civilian																								
	5010302001	546,000.00		546,000.00	546,000.00				1,400,000.00	412,725.00	499,537.50				912,262									

Supplies and Materials Expenses	5020300000	36,697,000.00	(6,000,000.00)	30,697,000.00	36,697,000.00	(6,000,000.00)		30,697,000.00	6,351,317.26	4,163,953.12		10,515,270.38	5,957,524.61	1,874,107.57		7,831,632.18	20,181,729.62	2,665,636.20
Office Supplies Expenses	5020301000	500,000.00		500,000.00	500,000.00			500,000.00	412,018.15	20,635.00		432,653.15	412,018.15	0		412,018.15	67,346.85	20,635.00
Office Supplies Expenses	5020301002	500,000.00		500,000.00	500,000.00			500,000.00	412,018.15	20,635.00		432,653.15	412,018.15	0		412,018.15	67,346.85	20,635.00
Accountable Forms Expenses	5020302000	200,000.00		200,000.00	200,000.00			200,000.00	150,000.00	3,600.00		153,600.00	150,000.00	3,600.00		153,600.00	46,400.00	
Accountable Forms Expenses	5020302000	200,000.00		200,000.00	200,000.00			200,000.00	150,000.00	3,600.00		153,600.00	150,000.00	3,600.00		153,600.00	46,400.00	
Food Supplies Expenses	5020305000	4,000,000.00		4,000,000.00	4,000,000.00			4,000,000.00	769,863.81	1,132,078.52		1,901,940.33	769,863.81	1,132,078.52		1,901,940.33	2,068,056.67	
Food Supplies Expenses	5020305000	4,000,000.00		4,000,000.00	4,000,000.00			4,000,000.00	769,863.81	1,132,078.52		1,901,940.33	769,863.81	1,132,078.52		1,901,940.33	2,068,056.67	
Drugs and Medicines Expenses	5020307000	3,000,000.00		3,000,000.00	3,000,000.00			3,000,000.00	500,000.00	1,000,000.00		1,500,000.00	500,000.00	1,000,000.00		1,500,000.00	1,500,000.00	
Drugs and Medicines Expenses	5020307000	3,000,000.00		3,000,000.00	3,000,000.00			3,000,000.00	500,000.00	1,000,000.00		1,500,000.00	500,000.00	1,000,000.00		1,500,000.00	1,500,000.00	
Medical, Dental and Laboratory Supplies Expenses	5020308000	10,200,000.00		10,200,000.00	10,200,000.00			10,200,000.00	4,349,301.50	1,810,939.00		6,160,240.50	3,955,508.85	(444,171.55)		3,511,337.30	4,039,758.50	2,648,903.20
Medical, Dental and Laboratory Supplies Expenses	5020308000	10,200,000.00		10,200,000.00	10,200,000.00			10,200,000.00	4,349,301.50	1,810,939.00		6,160,240.50	3,955,508.85	(444,171.55)		3,511,337.30	4,039,758.50	2,648,903.20
Fuel, Oil and Lubricants Expenses	5020309000	400,000.00		400,000.00	400,000.00			400,000.00	124,533.80	154,402.60		278,936.40	124,533.80	154,402.60		278,936.40	121,063.60	
Fuel, Oil and Lubricants Expenses	5020309000	400,000.00		400,000.00	400,000.00			400,000.00	124,533.80	154,402.60		278,936.40	124,533.80	154,402.60		278,936.40	121,063.60	
Other Supplies and Materials Expenses	5020309000	18,397,000.00	(6,000,000.00)	12,397,000.00	18,397,000.00	(6,000,000.00)		12,397,000.00	45,600.00	42,300.00		87,900.00	45,600.00	28,200.00		73,800.00	12,309,100.00	14,100.00
Other Supplies and Materials Expenses	5020309000	18,397,000.00	(6,000,000.00)	12,397,000.00	18,397,000.00	(6,000,000.00)		12,397,000.00	45,600.00	42,300.00		87,900.00	45,600.00	28,200.00		73,800.00	12,309,100.00	14,100.00
Utility Expenses	5020400000	3,000,000.00	5,000,000.00	8,000,000.00	3,000,000.00	5,000,000.00		8,000,000.00	3,303,232.08	4,565,862.52		7,869,094.60	3,303,232.08	4,565,862.52		7,869,094.60	130,905.40	
Water Expenses	5020401000	500,000.00		500,000.00	500,000.00			500,000.00	64,282.00	100,873.00		165,155.00	64,282.00	100,873.00		165,155.00	334,845.00	
Water Expenses	5020401000	500,000.00		500,000.00	500,000.00			500,000.00	64,282.00	100,873.00		165,155.00	64,282.00	100,873.00		165,155.00	334,845.00	
Electricity Expenses	5020402000	2,500,000.00	5,000,000.00	7,500,000.00	2,500,000.00	5,000,000.00		7,500,000.00	3,238,950.08	4,464,989.52		7,703,939.60	3,238,950.08	4,464,989.52		7,703,939.60	(203,939.60)	
Electricity Expenses	5020402000	2,500,000.00	5,000,000.00	7,500,000.00	2,500,000.00	5,000,000.00		7,500,000.00	3,238,950.08	4,464,989.52		7,703,939.60	3,238,950.08	4,464,989.52		7,703,939.60	604,195.48	
Communication Expenses	5020500000	1,150,000.00		1,150,000.00	1,150,000.00			1,150,000.00	184,600.10	361,204.42		545,804.52	184,600.10	361,204.42		545,804.52	50,000.00	
Postage and Courier Services	5020501000	50,000.00		50,000.00	50,000.00			50,000.00				186,194.52	40,580.10	145,614.42		186,194.52	413,805.48	
Postage and Courier Services	5020501000	50,000.00		50,000.00	50,000.00			50,000.00				186,194.52	40,580.10	145,614.42		186,194.52	243,423.48	
Telephone Expenses	5020502000	600,000.00		600,000.00	600,000.00			600,000.00	21,580.10	35,014.42		56,594.52	21,580.10	35,014.42		56,594.52	129,600.00	
Telephone Expenses	5020502000	600,000.00		600,000.00	600,000.00			600,000.00	21,580.10	35,014.42		56,594.52	21,580.10	35,014.42		56,594.52	129,600.00	
Mobile	5020502001	300,000.00		300,000.00	300,000.00			300,000.00	19,000.00	110,600.00		129,600.00	19,000.00	110,600.00		129,600.00	54,000.00	
Mobile	5020502002	300,000.00		300,000.00	300,000.00			300,000.00	19,000.00	110,600.00		129,600.00	19,000.00	110,600.00		129,600.00	54,000.00	
Landline	5020503000	400,000.00		400,000.00	400,000.00			400,000.00	134,400.00	201,600.00		336,000.00	134,400.00	201,600.00		336,000.00	54,000.00	
Landline	5020503000	400,000.00		400,000.00	400,000.00			400,000.00	134,400.00	201,600.00		336,000.00	134,400.00	201,600.00		336,000.00	54,000.00	
Internet Subscription Expenses	5020503000	400,000.00		400,000.00	400,000.00			400,000.00	134,400.00	201,600.00		336,000.00	134,400.00	201,600.00		336,000.00	54,000.00	
Internet Subscription Expenses	5020503000	400,000.00		400,000.00	400,000.00			400,000.00	134,400.00	201,600.00		336,000.00	134,400.00	201,600.00		336,000.00	54,000.00	
Cable, Satellite, Telegraph and Radio Expenses	5020504000	100,000.00		100,000.00	100,000.00			100,000.00	9,620.00	13,990.00		23,610.00	9,620.00	13,990.00		23,610.00	76,390.00	
Cable, Satellite, Telegraph and Radio Expenses	5020504000	100,000.00		100,000.00	100,000.00			100,000.00	9,620.00	13,990.00		23,610.00	9,620.00	13,990.00		23,610.00	76,390.00	
Confidential, Intelligence and Extraordinary Expenses	5021000000	100,000.00		100,000.00	100,000.00			100,000.00	74,002.02	3,290.00		77,292.02	74,002.02	2,040.00		76,042.02	22,707.98	1,250.00
Confidential, Intelligence and Extraordinary Expenses	5021000000	100,000.00		100,000.00	100,000.00			100,000.00	74,002.02	3,290.00		77,292.02	74,002.02	2,040.00		76,042.02	22,707.98	1,250.00
Extraordinary and Miscellaneous Expenses	5021003000	100,000.00		100,000.00	100,000.00			100,000.00	74,002.02	3,290.00		77,292.02	74,002.02	2,040.00		76,042.02	22,707.98	1,250.00
Extraordinary and Miscellaneous Expenses	5021003000	100,000.00		100,000.00	100,000.00			100,000.00	74,002.02	3,290.00		77,292.02	74,002.02	2,040.00		76,042.02	22,707.98	1,250.00
Professional Services	5021100000	1,000,000.00	1,000,000.00	2,000,000.00	1,000,000.00	1,000,000.00		2,000,000.00	1,000,000.00	723,986.83		1,723,986.83	1,000,000.00	723,986.83		1,723,986.83	276,013.17	
Professional Services	5021100000	1,000,000.00	1,000,000.00	2,000,000.00	1,000,000.00	1,000,000.00		2,000,000.00	1,000,000.00	723,986.83		1,723,986.83	1,000,000.00	723,986.83		1,723,986.83	276,013.17	
Other Professional Services	5021100000	1,000,000.00	1,000,000.00	2,000,000.00	1,000,000.00	1,000,000.00		2,000,000.00	1,000,000.00	723,986.83		1,723,986.83	1,000,000.00	723,986.83		1,723,986.83	276,013.17	
Other Professional Services	5021100000	1,000,000.00	1,000,000.00	2,000,000.00	1,000,000.00	1,000,000.00		2,000,000.00	1,000,000.00	723,986.83		1,723,986.83	1,000,000.00	723,986.83		1,723,986.83	276,013.17	
General Services	5021200000	2,000,000.00	73,402.56	2,073,402.56	2,000,000.00	73,402.56		2,073,402.56	183,562.56	1,889,820.00		2,073,402.56	183,562.56	829,940.00		813,522.56	1,259,880.00	
General Services	5021200000	2,000,000.00	73,402.56	2,073,402.56	2,000,000.00	73,402.56		2,073,402.56	183,562.56	1,889,820.00		2,073,402.56	183,562.56	829,940.00		813,522.56	1,259,880.00	
Security Services	5021203000	2,000,000.00	73,402.56	2,073,402.56	2,000,000.00	73,402.56		2,073,402.56	183,562.56	1,889,820.00		2,073,402.56	183,562.56	829,940.00		813,522.56	1,259,880.00	
Security Services	5021203000	2,000,000.00	73,402.56	2,073,402.56	2,000,000.00	73,402.56		2,073,402.56	183,562.56	1,889,820.00		2,073,402.56	183,562.56	829,940.00		813,522.56	1,259,880.00	
Repairs and Maintenance - Buildings and Other Structures	5021304000	500,000.00		500,000.00	500,000.00			500,000.00	246,737.10	26,200.00		272,937.10	246,737.10			246,737.10	227,062.90	26,200.00
Repairs and Maintenance - Buildings and Other Structures	5021304000	500,000.00		500,000.00	500,000.00			500,000.00	246,737.10	26,200.00		272,937.10	246,737.10			246,737.10	227,062.90	26,200.00
Hospitals and Health Centers	5021304003	500,000.00		500,000.00	500,000.00			500,000.00	246,737.10	26,200.00		272,937.10	246,737.10			246,737.10	227,062.90	26,200.00
Hospitals and Health Centers	5021304003	500,000.00		500,000.00	500,000.00			500,000.00	246,737.10	26,200.00		272,937.10	246,737.10			246,737.10	227,062.90	26,200.00
Repairs and Maintenance - Machinery and Equipment	5021305000	1,100,000.00		1,100,000.00	1,100,000.00			1,100,000.00	397,566.32	15,378.32		397,566.32	322,078.32	(123,790.32)		198,288.00	702,433.68	198,278.00
Repairs and Maintenance - Machinery and Equipment	5021305000	1,100,000.00		1,100,000.00	1,100,000.00			1,100,000.00	397,566.32	15,378.32		397,566.32	322,078.32	(123,790.32)		198,288.00	702,433.68	198,278.00
Office Equipment	5021305002	50,000.00		50,000.00	50,000.00			50,000.00		0		306,700.00	306,700.00	(163,900.00)		122,800.00	163,900.00	
Office Equipment	5021305007	50,000.00		50,000.00	50,000.00			50,000.00		0		306,700.00	306,700.00	(163,900.00)		122,800.00	163,900.00	
Communication Equipment	5021305011	500,000.00		500,000.00	500,000.00			500,000.00	75,488.00									

Membership Dues and Contributions to Organizations	5029806000	10,000.00		10,000.00	10,000.00			10,000.00									10,000.00			
Membership Dues and Contributions to Organizations	5029806000	10,000.00		10,000.00	10,000.00			10,000.00									10,000.00			
Subscription Expenses	5029807000	5,000.00		5,000.00	5,000.00			5,000.00	1,260.00	638.00		1,898.00	1,260.00	638.00		1,898.00		3,102.00		
Other Subscription Expenses	5029807099	5,000.00		5,000.00	5,000.00			5,000.00	1,260.00	638.00		1,898.00	1,260.00	638.00		1,898.00		3,102.00		
Capital Outlays	0	31,000,000.00		31,000,000.00	31,000,000.00			31,000,000.00									31,000,000.00			
Property, Plant and Equipment Outlay	5060400000	31,000,000.00		31,000,000.00	31,000,000.00			31,000,000.00									31,000,000.00			
Buildings and Other Structures	5060404000	31,000,000.00		31,000,000.00	31,000,000.00			31,000,000.00									31,000,000.00			
Hospitals and Health Centers	5060404003	31,000,000.00		31,000,000.00	31,000,000.00			31,000,000.00									31,000,000.00			
S. Automatic Appropriations																				
Retirement and Life Insurance Premiums	01104102	19,402,000.00	735,074.00	20,137,074.00	19,402,000.00	735,074.00		20,137,074.00	5,352,469.89	5,515,716.60		10,868,186.49	5,352,469.89	5,515,716.60		10,868,186.49		9,268,887.51		
Personnel Services	0	19,402,000.00	735,074.00	20,137,074.00	19,402,000.00	735,074.00		20,137,074.00	5,352,469.89	5,515,716.60		10,868,186.49	5,352,469.89	5,515,716.60		10,868,186.49		9,268,887.51		
Personnel Benefit Contributions	5010300000	19,402,000.00	735,074.00	20,137,074.00	19,402,000.00	735,074.00		20,137,074.00	5,352,469.89	5,515,716.60		10,868,186.49	5,352,469.89	5,515,716.60		10,868,186.49		9,268,887.51		
Retirement and Life Insurance Premiums	5010301000	19,402,000.00	735,074.00	20,137,074.00	19,402,000.00	735,074.00		20,137,074.00	5,352,469.89	5,515,716.60		10,868,186.49	5,352,469.89	5,515,716.60		10,868,186.49		9,268,887.51		
Retirement and Life Insurance Premiums	5010301000	19,402,000.00	735,074.00	20,137,074.00	19,402,000.00	735,074.00		20,137,074.00	5,352,469.89	5,515,716.60		10,868,186.49	5,352,469.89	5,515,716.60		10,868,186.49		9,268,887.51		
III. Special Purpose Fund																				
Pension and Gratuity Fund	01101407		4,921,090.00	4,921,090.00	4,921,090.00			4,921,090.00	1,987,961.34	2,933,123.98		4,921,085.32	1,987,961.34	1,715,174.55		3,703,135.89		4.68	1,217,949.43	
Personnel Services	0		4,921,090.00	4,921,090.00	4,921,090.00			4,921,090.00	1,987,961.34	2,933,123.98		4,921,085.32	1,987,961.34	1,715,174.55		3,703,135.89		4.68	1,217,949.43	
Other Personnel Benefits	5010400000		4,921,090.00	4,921,090.00	4,921,090.00			4,921,090.00	1,987,961.34	2,933,123.98		4,921,085.32	1,987,961.34	1,715,174.55		3,703,135.89		4.68	1,217,949.43	
Terminal Leave Benefits	5010403000		4,921,090.00	4,921,090.00	4,921,090.00			4,921,090.00	1,987,961.34	2,933,123.98		4,921,085.32	1,987,961.34	1,715,174.55		3,703,135.89		4.68	1,217,949.43	
Terminal Leave Benefits - Civilian	5010403001		4,921,090.00	4,921,090.00	4,921,090.00			4,921,090.00	1,987,961.34	2,933,123.98		4,921,085.32	1,987,961.34	1,715,174.55		3,703,135.89		4.68	1,217,949.43	
GRAND TOTAL																				
Grand Total		336,493,000.00	61,428,026.58	387,918,026.58	341,414,090.00	735,074.00		45,768,861.56	387,918,026.58	84,490,286.73	105,052,084.25		189,542,370.98	84,002,243.72	100,133,011.31		184,135,256.03	198,375,854.58	1,232,049.43	4,175,066.52


Certified Correct:

Mendoza, Emily
Agency Budget Officer
Date: 11/Jul/2017

Certified Correct:

Gurnea, L. Lewis
Agency Chief Accountant
Date: 11/Jul/2017

Recommended By:

Director, FMS
Date:

Approved By:


Galindez, Cirilo
Head of Agency or Authorized Representative
Date: 11/Jul/2017

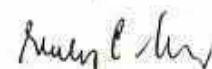
SUMMARY OF APPROPRIATIONS, ALLOTMENTS, OBLIGATIONS AND BALANCES BY OBJECT OF EXPENDITURES
As of the Quarter Ending June 30, 2017

Department: Department of Health (DOH)
 Agency: Office of the Secretary
 Operating Unit: Veterans General Hospital
 Organization Code (UACS): 130011400025
 Fund Cluster: 01 - Regular Agency Fund

Authorization: 02 - Continuing Appropriations
 Report Status: APPROVED

Particulars	UACS CODE	Appropriation			Allotments					Current Year Obligations					Current Year Disbursements					Balances			
		Authorized Appropriation	Adjustments (Transfer To/From, Reassignment)	Adjusted Appropriations	Allotments Received	Adjustments (Withdrawal, Reassignment)	Transfer To	Transfer From	Adjusted Total Allotments	1st Quarter Ending March 31	2nd Quarter Ending June 30	3rd Quarter Ending Sept. 30	4th Quarter Ending Dec. 31	Total	1st Quarter Ending March 31	2nd Quarter Ending June 30	3rd Quarter Ending Sept. 30	4th Quarter Ending Dec. 31	Total	Unreleased Appropriations	Unobligated Allotment	Unpaid Obligations (19-20) = (23+24)	
																						Due and Demandable	Not Yet Due and Demandable
1	2	3	4	5	6	7	8	9	10	11	12	13	14	15	16	17	18	19	20	21	22	23	24
Agency Specific Budget																							
Specific Budgets of National Government Agencies	01102101	2,414,286.40		2,414,286.40	2,414,286.40				2,414,286.40	1,804,812.05	289,100.25			1,893,918.31	1,142,871.01	751,048.70			1,893,918.31		520,265.18		
Maintenance and Other Operating Expenses		2,331,286.40		2,331,286.40	2,331,286.40				2,331,286.40	1,804,812.05	289,100.25			1,893,918.31	1,142,871.01	751,048.70			1,893,918.31		437,308.10		
Supplies and Materials Expenses	5020300000	756,114.28		756,114.28	756,114.28				756,114.28	618,739.07	137,375.21			756,114.28	618,739.07	137,375.21			756,114.28				
Food Supplies Expenses	5020300001	756,114.28		756,114.28	756,114.28				756,114.28	618,739.07	137,375.21			756,114.28	618,739.07	137,375.21			756,114.28				
Fixed Supplies Expenses	5020300002	756,114.28		756,114.28	756,114.28				756,114.28	618,739.07	137,375.21			756,114.28	618,739.07	137,375.21			756,114.28				
Confidential, Intelligence and Extraordinary Expenses	5021000000	1,228.98		1,228.98	1,228.98				1,228.98	1,228.98				1,228.98	1,228.98				1,228.98				
Extraordinary and Maintenance Expenses	5021000001	1,228.98		1,228.98	1,228.98				1,228.98	1,228.98				1,228.98	1,228.98				1,228.98				
Extraordinary and Miscellaneous Expenses	5021000002	1,228.98		1,228.98	1,228.98				1,228.98	1,228.98				1,228.98	1,228.98				1,228.98				
Professional Services	5021100001	9,984.30		9,984.30	9,984.30				9,984.30	9,775.99	208.40			9,984.30	9,775.99	208.40			9,984.30				
Other Professional Services	5021100002	9,984.30		9,984.30	9,984.30				9,984.30	9,775.99	208.40			9,984.30	9,775.99	208.40			9,984.30				
Other Professional Services	5021100003	9,984.30		9,984.30	9,984.30				9,984.30	9,775.99	208.40			9,984.30	9,775.99	208.40			9,984.30				
Financial Assistance/Security	5021400001	1,563,958.94		1,563,958.94	1,563,958.94				1,563,958.94	975,088.51	151,522.50			1,126,611.01	613,127.57	613,453.08			1,126,611.01		437,308.18		
Financial Assistance to NGOs	5021402001	557,814.42		557,814.42	557,814.42				557,814.42	66,423.59	66,522.05			133,945.64	66,423.59	66,522.05			133,945.64		421,868.18		
Financial Assistance to NGOs	5021402002	557,814.42		557,814.42	557,814.42				557,814.42	66,423.59	66,522.05			133,945.64	66,423.59	66,522.05			133,945.64		421,868.18		
Subsidies - Others	5021409001	1,006,144.42		1,006,144.42	1,006,144.42				1,006,144.42	909,664.42	85,000.00			994,664.42	443,703.98	548,960.44			994,664.42		15,000.00		
Subsidies - Others	5021409002	1,006,144.42		1,006,144.42	1,006,144.42				1,006,144.42	909,664.42	85,000.00			994,664.42	443,703.98	548,960.44			994,664.42		15,000.00		
Capital Outlays		83,000.00		83,000.00	83,000.00				83,000.00												83,000.00		
Property, Plant and Equipment Outlay	5069400000	83,000.00		83,000.00	83,000.00				83,000.00												83,000.00		
Buildings and Other Structures	5069404000	83,000.00		83,000.00	83,000.00				83,000.00												83,000.00		
Buildings	5069404001	83,000.00		83,000.00	83,000.00				83,000.00												83,000.00		
GRAND TOTAL																							
Grand Total		2,414,286.40		2,414,286.40	2,414,286.40				2,414,286.40	1,804,812.05	289,100.25			1,893,918.31	1,142,871.01	751,048.70			1,893,918.31		520,265.18		

Certified Correct:



Mendoza, Emily

Agency Budget Officer

Date: 11/Jul/2017

Certified Correct:



Laureta, L. Mirra

Agency Chief Accountant

Date: 11/Jul/2017

Recommended By:

Director, FMS

Date:

Approved By:



Galindez, Cirilo

Head of Agency or Authorized Representative

Date: 11/Jul/2017