




Particulars	UACS CODE	Appropriation			Allotments			Current Year Obligations					Current Year Disbursements					Balances					
		Authorized Appropriation	Adjustments (Transfer To/From, Realignments)	Adjusted Appropriations	Allotments Received	Adjustments (Withdrawals, Resignments)	Transfer To	Transfer From	Adjusted Total Allotments	1st Quarter Ending March 31	2nd Quarter Ending June 30	3rd Quarter Ending Sept. 30	4th Quarter Ending Dec. 31	Total	1st Quarter Ending March 31	2nd Quarter Ending June 30	3rd Quarter Ending Sept. 30	4th Quarter Ending Dec. 31	Total	Unreleased Appropriations	Unobligated Allotment	Unpaid Obligations (15-20) = (23+24)	
1	2	3	4	5=(3+4)	6	7	8	9	10=(8+(-1)+(-6))	11	12	13	14	15=(11+12+13+14)	16	17	18	19	20=(16+17+18+19)	21=(5-10)	22=(10-15)	23	24
Sub-Total, Agency-Specific		320,897,000.00	21,600,000.00	342,497,000.00	481,963,000.00			21,600,000.00	503,563,000.00	116,385,335.88	142,194,355.90			258,579,691.78	86,374,814.36	119,256,462.27			205,631,278.63	(161,278,000.00)	344,973,308.24	3,402,839.38	48,585,575.75
PS		283,980,000.00		283,980,000.00	353,831,000.00				353,831,000.00	79,348,702.88	101,041,854.17			180,388,557.06	79,284,682.89	100,806,024.98			180,060,707.85	(89,991,000.00)	173,442,442.94	297,848.21	
MOOE		36,907,000.00	21,600,000.00	58,407,000.00	36,907,000.00			21,600,000.00	58,407,000.00	14,471,082.98	16,461,583.24			30,932,666.22	7,090,131.47	15,883,420.28			22,973,591.75		27,474,333.78	3,104,990.17	4,884,124.30
Fin Ex																							
CO									91,325,000.00	22,577,549.99	24,690,819.48			47,268,469.48		2,587,017.03			2,587,017.03	(91,325,000.00)	44,056,531.52		44,701,451.45
II. Automatic Appropriations																							
Retirement and Life Insurance Premiums 01101402																							
Operations	3000000000000000	23,584,000.00	4,790,997.00	28,374,997.00	28,374,997.00				28,374,997.00	6,905,637.25	7,037,006.20			13,942,643.45	4,419,892.54	7,185,725.60			11,608,618.14		14,432,353.55	2,337,025.31	
OO: Access to curative and rehabilitative health care services improved	3200000000000000	23,584,000.00	4,790,997.00	28,374,997.00	28,374,997.00				28,374,997.00	6,905,637.25	7,037,006.20			13,942,643.45	4,419,892.54	7,185,725.60			11,608,618.14		14,432,353.55	2,337,025.31	
HEALTH FACILITIES OPERATION PROGRAM	3201000000000000	23,584,000.00	4,790,997.00	28,374,997.00	28,374,997.00				28,374,997.00	6,905,637.25	7,037,006.20			13,942,643.45	4,419,892.54	7,185,725.60			11,608,618.14		14,432,353.55	2,337,025.31	
CURATIVE HEALTH CARE SUB-PROGRAM	3201010000000000	23,584,000.00	4,790,997.00	28,374,997.00	28,374,997.00				28,374,997.00	6,905,637.25	7,037,006.20			13,942,643.45	4,419,892.54	7,185,725.60			11,608,618.14		14,432,353.55	2,337,025.31	
Operations of DOH Regional Hospitals and Other Health Facilities	3201011000000000	23,584,000.00	4,790,997.00	28,374,997.00	28,374,997.00				28,374,997.00	6,905,637.25	7,037,006.20			13,942,643.45	4,419,892.54	7,185,725.60			11,608,618.14		14,432,353.55	2,337,025.31	
PS		23,584,000.00	4,790,997.00	28,374,997.00	28,374,997.00				28,374,997.00	6,905,637.25	7,037,006.20			13,942,643.45	4,419,892.54	7,185,725.60			11,608,618.14		14,432,353.55	2,337,025.31	
Sub-Total, Automatic Appropriations		23,584,000.00	4,790,997.00	28,374,997.00	28,374,997.00				28,374,997.00	6,905,637.25	7,037,006.20			13,942,643.45	4,419,892.54	7,185,725.60			11,608,618.14		14,432,353.55	2,337,025.31	
PS		23,584,000.00	4,790,997.00	28,374,997.00	28,374,997.00				28,374,997.00	6,905,637.25	7,037,006.20			13,942,643.45	4,419,892.54	7,185,725.60			11,608,618.14		14,432,353.55	2,337,025.31	
MOOE																							
Fin Ex																							
CO																							
III. Special Purpose Fund																							
Miscellaneous Personnel Benefits Fund 01101408																							
Purpose	4000000000000000	8,076,201.00	8,076,201.00	1,661,692.00	1,661,692.00			8,414,509.00	8,076,201.00	6,414,509.70	559,819.48			6,974,328.18	6,414,509.70	559,819.48			6,974,328.18		1,101,872.81		
Miscellaneous Personnel Benefits Fund	4007000000000000	8,076,201.00	8,076,201.00	1,661,692.00	1,661,692.00			8,414,509.00	8,076,201.00	6,414,509.70	559,819.48			6,974,328.18	6,414,509.70	559,819.48			6,974,328.18		1,101,872.81		
Performance-Based Bonus	4007000000000000	8,414,509.00	8,414,509.00					8,414,509.00	8,414,509.00	6,414,509.70	559,819.48			6,414,509.70	6,414,509.70				6,414,509.70				30
PS		8,414,509.00	8,414,509.00					8,414,509.00	8,414,509.00	6,414,509.70	559,819.48			6,414,509.70	6,414,509.70				6,414,509.70				30
Funding Requirements for the Filling up of Unified Positions	4007000000000000	1,661,692.00	1,661,692.00	1,661,692.00	1,661,692.00				1,661,692.00		559,819.48			559,819.48		559,819.48			559,819.48		1,101,872.51		
PS		1,661,692.00	1,661,692.00	1,661,692.00	1,661,692.00				1,661,692.00		559,819.48			559,819.48		559,819.48			559,819.48		1,101,872.51		
Pension and Gratuity Fund	01101407	5,799,550.00	5,799,550.00	5,799,550.00	5,799,550.00				5,799,550.00	4,062,139.88	1,677,396.96			5,769,536.85	3,981,218.59	2,108,219.96			5,769,536.85		11.45		
Pension and Gratuity Fund	4008000000000000	5,799,550.00	5,799,550.00	5,799,550.00	5,799,550.00				5,799,550.00	4,062,139.88	1,677,396.96			5,769,536.85	3,981,218.59	2,108,219.96			5,769,536.85		11.45		
For payment of retirement and terminal leave benefits	4008000000000000	1,220,275.00	1,220,275.00	1,220,275.00	1,220,275.00				1,220,275.00	844,330.47	375,933.08			1,220,263.55	844,330.47	375,933.08			1,220,263.55		11.45		
PS		1,220,275.00	1,220,275.00	1,220,275.00	1,220,275.00				1,220,275.00	844,330.47	375,933.08			1,220,263.55	844,330.47	375,933.08			1,220,263.55		11.45		
For payment of monetization of leave credits	4008000000000000	4,549,275.00	4,549,275.00	4,549,275.00	4,549,275.00				4,549,275.00	3,247,809.12	1,301,463.88			4,549,275.00	2,816,886.12	1,732,286.88			4,549,275.00				
PS		4,549,275.00	4,549,275.00	4,549,275.00	4,549,275.00				4,549,275.00	3,247,809.12	1,301,463.88			4,549,275.00	2,816,886.12	1,732,286.88			4,549,275.00				
Sub-Total, SPF		13,845,751.00	13,845,751.00	7,431,242.00	7,431,242.00			8,414,509.00	13,845,751.00	10,806,848.29	2,237,218.45			12,743,866.74	10,075,827.29	2,698,039.45			12,743,866.74		1,101,884.26		
PS		13,845,751.00	13,845,751.00	7,431,242.00	7,431,242.00			8,414,509.00	13,845,751.00	10,806,848.29	2,237,218.45			12,743,866.74	10,075,827.29	2,698,039.45			12,743,866.74		1,101,884.26		
MOOE																							
Fin Ex																							
CO																							
GRAND TOTAL																							
PS		344,271,000.00	40,236,748.00	384,507,748.00	517,769,236.00			28,014,509.00	545,783,748.00	133,807,621.40	151,488,980.55			285,276,201.95	100,870,534.19	129,110,227.32			228,980,781.51	(161,278,000.00)	260,507,548.00	5,738,954.68	49,585,575.75
MOOE		307,464,000.00	16,636,748.00	324,100,748.00	389,837,236.00			6,414,509.00	396,051,748.00	93,758,989.43	110,318,078.82			207,075,087.25	93,780,402.72	119,659,790.01			204,440,192.73	(89,991,000.00)	188,978,980.70	2,834,874.52	
Fin Ex		36,907,000.00	21,600,000.00	58,407,000.00	36,907,000.00			21,600,000.00	58,407,000.00	14,471,082.98	16,461,583.24			30,932,666.22	7,090,131.47	15,883,420.28			22,973,591.75		27,474,333.78	3,104,990.17	4,884,124.30
CO									91,325,000.00	22,577,549.99	24,690,819.48			47,268,469.48		2,587,017.03			2,587,017.03	(91,325,000.00)	44,056,531.52		44,701,451.45


Certified Correct:

  
Mendoza, Emily  
Budget Officer  
Date: 10/Jul/2018

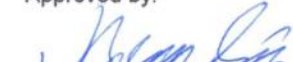
Certified Correct:

  
Reyes, Feliza  
Chief Accountant  
Date: 10/Jul/2018

Recommended by:

  
Laureta, Liwiwa  
Director, FMS  
Date: 10/Jul/2018

Approved by:

  
Galindez, Cirilo  
Agency Head/Department  
Date: 10/Jul/2018