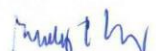



Terminal Leave Benefits	50104030 01		3,978,130.00	3,978,130.00	3,978,130.00			3,978,130.00	975,014.67
Priority Development Assistance Fund								-	
Specify allotment class/object of expenditures								-	
Others (Please specify)	50100000 00		-					-	
ADMINISTRATION OF PERSONNEL BENEFITS-	50104030 01								
Terminal Leave benefits	50104030 01		2,958,060.00	2,958,060.00	2,958,060.00			2,958,060.00	1,595,945.94
Lump sum for filled positions	50100000 00		50,780,090.00	50,780,090.00	50,780,090.00			50,780,090.00	
Total APB			53,738,150.00	53,738,150.00	53,738,150.00			53,738,150.00	1,595,945.94
TOTAL SPECIAL PURPOSE FUND			106,525,731.25	106,525,731.25	106,525,731.25	-	-	106,525,731.25	2,570,960.61
D. AUTOMATIC APPROPRIATIONS									
Retirement and Life Insurance Premium	50103010 00	30,327,000.00	4,316,562.00	34,643,562.00	30,327,000.00	4,316,562.00		34,643,562.00	7,387,903.23
Specify object of expenditures								-	
Others (Pls. specify)								-	
TOTAL AUTOMATIC APPROPRIATION		30,327,000.00	4,316,562.00	34,643,562.00	30,327,000.00	4,316,562.00		34,643,562.00	7,387,903.23
TOTAL CURRENT YEAR BUDGET/APPROPRIATION		409,209,000.00	110,842,293.25	520,051,293.25	515,734,731.25	4,316,562.00	-	490,602,293.25	98,531,843.89
III. SUB-ALLOTMENT FROM DOH-CENTRAL OFFICE									
								-	
Current Year-MOOE								-	
HEMS				-			800,000.00	800,000.00	
Residency Training Prog							100,000.00	100,000.00	
Patient safety prog							50,000.00	50,000.00	
								-	
NVBSP							450,000.00	450,000.00	
Medical Assistance Program				-			193,500,000.00	193,500,000.00	2,000,000.00
Current Year-CO								-	
								-	
HFEP							29,500,000.00	29,500,000.00	
Total Sub-allotment from DOH-Central Office		-	-	-	-	-	224,400,000.00	224,400,000.00	2,000,000.00
GRAND TOTAL		409,209,000.00	110,842,293.25	520,051,293.25	515,734,731.25	4,316,562.00	-	715,002,293.25	100,531,843.89

Certified Correct:



EMILY C. MENDOZA
SAO

Recommending Approval


FABIANA A. REYES, CPA
Accountant IV


LIWILA-L. LAURETA CPA IMPA
FMO II

Approved by:


NAPOLEON A. OBANA, MD MHA CEO VI
Medical Center Chief II

789,982.81	363,710.38	1,849,417.43	3,978,125.29	975,014.67	789,982.81	363,710.38	1,849,417.43	3,978,125.29		4.71	-	
			-					-		-	-	
			-					-		-	-	
			-					-		-	-	
			-					-		-	-	
	1,362,113.48		2,958,059.42	1,595,945.94		1,362,113.48		2,958,059.42		0.58		
8,913,707.24	3,463,272.90	38,403,109.86	50,780,090.00		8,913,752.14	3,461,128.00	38,405,209.86	50,780,090.00		-		
8,913,707.24	4,828,386.38	38,403,109.86	53,738,149.42	1,595,945.94	8,913,752.14	4,823,241.48	38,405,209.86	53,738,149.42		0.58		
9,703,690.05	15,993,864.23	40,252,527.29	106,525,725.96	2,570,960.61	9,703,734.95	15,529,605.09	78,721,425.31	106,525,725.96	-	5.29		-
			-					-		-	-	
9,180,204.36	8,287,500.26	8,422,060.77	33,277,668.62	4,937,878.80	11,630,228.79	5,555,086.75	11,154,474.28	33,277,668.62		1,365,893.38		
			-					-		-	-	
			-					-		-	-	
9,180,204.36	8,287,500.26	8,422,060.77	33,277,668.62	4,937,878.80	11,630,228.79	5,555,086.75	11,154,474.28	33,277,668.62		1,365,893.38	-	
151,133,586.36	109,988,011.76	121,026,766.84	518,684,892.63	87,208,027.06	145,397,410.77	109,353,706.88	174,923,014.89	516,882,169.60		1,366,399.74	1,802,733.03	-
			-					-		-	-	
			-					-		-	-	
			-					-		-	-	
			-					-		-	-	
152,814.60	521,398.49	125,786.02	799,999.11		54,045.05	231,255.02	514,699.04	799,999.11		0.89	-	
	69,285.00	6,960.00	76,245.00			69,285	6,960.00	76,245.00		23,755.00	-	
		50,000.00	50,000.00				46,940.00	46,940.00		-	3,060.00	
			-				-	-		-	-	
	21,850.00	428,150.00	450,000.00				324,000.00	324,000.00		-	126,000.00	
	10,670,000.00	180,830,000.00	193,500,000.00		2,000,000.00	10,388,920.00	181,111,080.00	193,500,000.00		-	-	
			-				-	-		-	-	
			-					-		-	-	
	21,320,000.00	4,176,640.00	25,496,640.00							4,003,360.00	1,676,640.00	23,820,000.00
152,814.60	32,602,533.49	185,617,536.02	220,372,884.11	-	2,054,045.05	10,689,460.02	182,003,679.04	194,747,184.11	-	4,027,115.89	1,805,700.00	23,820,000.00
151,286,400.96	142,590,545.25	306,644,302.86	739,057,776.74	87,208,027.06	147,451,455.82	120,043,166.90	356,926,693.93	711,629,343.71		5,393,515.63	3,608,433.03	23,820,000.00