

QUARTERLY REPORT OF REVENUE AND OTHER RECEIPTS
As at the Quarter Ending September 30, 2020

Department : Department of Health (DOH)
 Agency : Office of the Secretary
 Operating Unit : Veterans General Hospital
 Organization Code : 13 001 1400025
 Fund Cluster : 05 - Internally Generated Funds

Classification/Sources of Revenue and Other Receipts	UACS CODE	REVENUE TARGET (Annual) per BESF	Actual Revenue and Other Receipts Collections					Cumulative Remittance/Deposits to Date			Variance		Remarks
			1st Quarter Ending March 31	2nd Quarter Ending June 30	3rd Quarter Ending Sept. 30	4th Quarter Ending Dec. 31	Total	Remittance to BTr	Deposited with AGDB	TOTAL	Amount	%	
			4	5	6	7	8=[(6+(-)7)-8+9]	9	10	11=(9+10)	12=(8-3)	13=(12/3)	
Internally Generated Funds		169,088,000.00	44,239,758.15	51,383,892.57	32,703,935.81	0.00	128,327,586.53	0.00	128,300,809.80	128,300,809.80	(40,760,413.47)	-24 %	
Revenue Collections		169,088,000.00	44,239,758.15	51,383,892.57	32,703,935.81	0.00	128,327,586.53	0.00	128,300,809.80	128,300,809.80	(40,760,413.47)	-24 %	
Cash Receipts		169,088,000.00	44,239,758.15	51,383,892.57	32,703,935.81	0.00	128,327,586.53	0.00	128,300,809.80	128,300,809.80	(40,760,413.47)	-24 %	
Non-Tax		169,088,000.00	44,239,758.15	51,383,892.57	32,703,935.81	0.00	128,327,586.53	0.00	128,300,809.80	128,300,809.80	(40,760,413.47)	-24 %	
Certification Fees	4020104002	719,000.00	187,246.00	47,215.00	78,360.00	0.00	312,821.00	0.00	312,821.00	312,821.00	(406,179.00)	-56 %	
Medical Supplies	4020217002	50,400,000.00	895,701.05	357,826.63	401,869.44	0.00	1,655,397.12	0.00	1,655,397.12	1,655,397.12	(48,744,602.88)	-97 %	
Medical Fees - Operating Room	4020217003	6,720,000.00	411,920.69	65,080.92	78,612.47	0.00	555,614.08	0.00	555,614.08	555,614.08	(6,164,385.92)	-92 %	
Medical Fees - Radiology	4020217004	16,800,000.00	1,992,633.34	652,907.31	925,294.64	0.00	3,570,835.29	0.00	3,570,835.29	3,570,835.29	(13,229,164.71)	-79 %	
Medical Fees - Laboratory	4020217005	10,080,000.00	4,005,947.64	1,598,611.13	1,872,229.08	0.00	7,476,787.85	0.00	7,476,787.85	7,476,787.85	(2,603,212.15)	-26 %	
Medical Fees - Hemodialysis	4020217006	76,000.00	21,760.00	10,240.00	0.00	0.00	32,000.00	0.00	32,000.00	32,000.00	(44,000.00)	-58 %	
Medical Fees - Physical Medicine & Rehabilitation Services	4020217009	269,000.00	124,940.00	0.00	14,500.00	0.00	139,440.00	0.00	139,440.00	139,440.00	(129,560.00)	-48 %	
Medical Fees - Pulmonary Services	4020217010	24,000.00	2,900.00	2,900.00	500.00	0.00	6,300.00	0.00	6,300.00	6,300.00	(17,700.00)	-74 %	
Other Fees	4020217099	84,000,000.00	36,596,709.43	48,649,111.58	29,332,570.18	0.00	114,578,391.19	0.00	114,551,614.46	114,551,614.46	30,578,391.19	36 %	
TOTAL		169,088,000.00	44,239,758.15	51,383,892.57	32,703,935.81	0.00	128,327,586.53	0.00	128,300,809.80	128,300,809.80	(40,760,413.47)	-24 %	

Certified Correct:

FERUZ A. REYES

Date: 2020-10-08 08:00:24.0

Recommending Approval:

LIVLIWA L. LAURETA, CPA, IMPA

Date: 2020-10-08 08:13:53.0

Approved By:


NAPOLEON A. OBAÑA, MD, MHA, CESO VI


Date: 2020-10-08 08:15:06.0


QUARTERLY REPORT OF REVENUE AND OTHER RECEIPTS
As at the Quarter Ending September 30, 2020

Department : Department of Health (DOH)
 Agency : Office of the Secretary
 Operating Unit : Veterans General Hospital
 Organization Code : 13 001 1400025
 Fund Cluster : 06 - Business Related Funds

Classification/Sources of Revenue and Other Receipts	UACS CODE	REVENUE TARGET (Annual) per BESF	Actual Revenue and Other Receipts Collections					Cumulative Remittance/Deposits to Date			Variance		Remarks
			1st Quarter Ending March 31	2nd Quarter Ending June 30	3rd Quarter Ending Sept. 30	4th Quarter Ending Dec. 31	Total	Remittance to BTr	Deposited with AGDB	TOTAL	Amount	%	
			4	5	6	7	8=[(6+(-)7)-8+9]	9	10	11=(9+10)	12=(8-3)	13=(12/3)	
		60,747,000.00	17,557,049.77	21,411,378.19	8,259,499.43	0.00	47,227,927.39	0.00	47,221,224.39	47,221,224.39	(13,519,072.61)	-22 %	
Business Related Funds		60,747,000.00	17,557,049.77	21,411,378.19	8,259,499.43	0.00	47,227,927.39	0.00	47,221,224.39	47,221,224.39	(13,519,072.61)	-22 %	
Revenue Collections		60,747,000.00	17,557,049.77	21,411,378.19	8,259,499.43	0.00	47,227,927.39	0.00	47,221,224.39	47,221,224.39	(13,519,072.61)	-22 %	
Cash Revenue		60,747,000.00	17,557,049.77	21,411,378.19	8,259,499.43	0.00	47,227,927.39	0.00	47,221,224.39	47,221,224.39	(13,519,072.61)	-22 %	
Non-Tax		60,747,000.00	17,557,049.77	21,411,378.19	8,259,499.43	0.00	47,227,927.39	0.00	47,221,224.39	47,221,224.39	(13,519,072.61)	-22 %	
Other Sales	4020216099	60,747,000.00	17,557,049.77	21,411,378.19	8,259,499.43	0.00	47,227,927.39	0.00	47,221,224.39	47,221,224.39	(13,519,072.61)	-22 %	
TOTAL		60,747,000.00	17,557,049.77	21,411,378.19	8,259,499.43	0.00	47,227,927.39	0.00	47,221,224.39	47,221,224.39	(13,519,072.61)	-22 %	

Certified Correct

 FELIZA A REYES
 Date: 2020-10-08 08:00:24.0

Recommending Approval:

 LIWLIWA L. LAURETA, CPA, IMPA
 Date: 2020-10-08 08:13:53.0

Approved By:

 NAPOLEON A. OBANA, MD, MHA, CESO VI
 Date: 2020-10-08 08:15:06.0

QUARTERLY REPORT OF REVENUE AND OTHER RECEIPTS
As at the Quarter Ending September 30, 2020

Department : Department of Health (DOH)
 Agency : Office of the Secretary
 Operating Unit : Veterans General Hospital
 Organization Code : 13 001 1400025
 Fund Cluster : 07 - Trust Receipts

Classification/Sources of Revenue and Other Receipts	UACS CODE	REVENUE TARGET (Annual) per BESF	Actual Revenue and Other Receipts Collections					Cumulative Remittance/Deposits to Date			Variance		Remarks
			1st Quarter Ending March 31	2nd Quarter Ending June 30	3rd Quarter Ending Sept. 30	4th Quarter Ending Dec. 31	Total	Remittance to BTr	Deposited with AGDB	TOTAL	Amount	%	
			4	5	6	7	8=[(6+(-)7)-8+9]	9	10	11=(9+10)	12=(8-3)	13=(12/3)	
		1,256,000.00	946,798.36	129,171.00	122,268.00	0.00	1,198,237.36	1,198,237.36	0.00	1,198,237.36	(57,762.64)	-5 %	
Trust Receipts		1,256,000.00	946,798.36	129,171.00	122,268.00	0.00	1,198,237.36	1,198,237.36	0.00	1,198,237.36	(57,762.64)	-5 %	
Other Trust Receipts Deposited with the National Treasury		150,000.00	154,082.36	2,745.00	20,870.00	0.00	177,697.36	177,697.36	0.00	177,697.36	27,697.36	18 %	
Affiliation Fees		1,106,000.00	792,716.00	126,426.00	101,398.00	0.00	1,020,540.00	1,020,540.00	0.00	1,020,540.00	(85,460.00)	-8 %	
Guaranty/ Security Deposits Payable		1,256,000.00	946,798.36	129,171.00	122,268.00	0.00	1,198,237.36	1,198,237.36	0.00	1,198,237.36	(57,762.64)	-5 %	
TOTAL													

Certified Correct:


FEBRILIZA A. REYES

Date: 2020-10-08 08:00:24.0

Recommending Approval:


LIWUWAL LAURETA, CPA, IMPA

Date: 2020-10-08 08:13:53.0

Approved By:


NAPOLEON A. OBANA, MD, MHA, CESO VI

Date: 2020-10-08 08:15:06.0


QUARTERLY REPORT OF REVENUE AND OTHER RECEIPTS
 As of the Quarter Ended September 30, 2020
 (In Pesos)

FAR No. 5


Department : DEPARTMENT OF HEALTH
 Agency : OFFICE OF THE SECRETARY
 Operating Unit : REGION II TRAUMA AND MEDICAL CENTER
 Organization Code (UACS) : 13 001 1400025

CLASSIFICATION / SOURCES OF REVENUE AND OTHER RECEIPTS	UACS Code	REVENUE TARGET (Annual)	ACTUAL REVENUE AND OTHER RECEIPTS COLLECTIONS					CUMULATIVE REMITTANCE /DEPOSITS TO DATE			VARIANCE		Remarks	
			1st Quarter	2nd Quarter	3rd Quarter	4th Quarter	TOTAL	Remittance to BTr	Deposited with AGDB	Total	Amount	%		
			4	5	6.00	7	8=(4+5+6+7)	9	10	11=(9+10)	12=(8-3)	13 = (12 / 3)		
1	2	3	4	5	6.00	7	8=(4+5+6+7)	9	10	11=(9+10)	12=(8-3)	13 = (12 / 3)	14	
A. General Fund (formerly Fund 101)														
B. Special Account in the General Fund (formerly Fund 105, 183, 401, 151-159)														
- Tax														
- Non-Tax														
C. Off-Budget Accounts (formerly Fund 161 to 164, etc.)														
- Service Income														
Certification Fees	4020104002	719,000.00	187,246.00	47,215.00	78,360.00		312,821.00		312,821.00	312,821.00	(406,179.00)	(0.56)		
Affiliation Fees	4020202000	150,000.00	154,082.36	2,745.00	20,870.00		177,697.36	177,697.36		177,697.36	27,697.36	0.18		
- Other Sales - Drugs and Meds-(Fund Cluster 6)	4020216099	60,747,000.00	17,557,049.77	21,411,378.19	8,259,499.43		47,227,927.39		47,221,224.39	47,221,224.39	(13,519,072.61)	(0.22)		
- Business Income Hospital income (Fund Cluster 05)														
Medical Supplies	4020217002	50,400,000.00	895,701.05	357,826.63	401,869.44		1,655,397.12		1,655,397.12	1,655,397.12	(48,744,602.88)	(0.97)		
Medical Fees - Operating Room	4020217003	6,720,000.00	411,920.69	65,080.92	78,612.47		555,614.08		555,614.08	555,614.08	(6,164,385.92)	(0.92)		
Medical Fees - Radiology	4020217004	16,800,000.00	1,992,633.34	652,907.31	925,294.64		3,570,835.29		3,570,835.29	3,570,835.29	(13,229,164.71)	(0.79)		
Medical Fees - Laboratory	4020217005	10,080,000.00	4,005,947.64	1,598,611.13	1,872,229.08		7,476,787.85		7,476,787.85	7,476,787.85	(2,603,212.15)	(0.26)		
Medical Fees - Hemodialysis	4020217010	76,000.00	21,760.00	10,240.00	-		32,000.00		32,000.00	32,000.00	(44,000.00)	(0.58)		
Medical Fees - Physical Medicine & Rehab Services	4020217009	269,000.00	124,940.00	-	14,500.00		139,440.00		139,440.00	139,440.00	(129,560.00)	(0.48)		
Medical Fees - Pulmonary Services	4020217010	24,000.00	2,900.00	2,900.00	500.00		6,300.00		6,300.00	6,300.00	(17,700.00)	(0.74)		
Other Fees	4020217099	84,000,000.00	36,596,709.43	48,649,111.58	29,332,570.18		114,578,391.19		114,551,614.46	114,551,614.46	30,578,391.19	0.36		
D. Custodial Funds (formerly Fund 101-184, 187)														
Performance/Bidders Bond -(Fund Cluster 7)	20401040	1,106,000.00	792,716.00	126,426.00	101,398.00		1,020,540.00	1,020,540.00		1,020,540.00	(85,460.00)	(0.08)		
TOTAL		231,091,000.00	62,743,606.28	72,924,441.76	41,085,703.24		176,753,751.28	1,198,237.36	175,522,034.19	176,720,271.55	(54,337,248.72)	(0.24)		

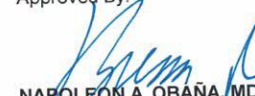
Certified Correct:


FERLIZA A. REYES, CPA
 Accountant IV
 Date: 8 Oct 2020

Recommending Approval:


LIWIWA L. LAURETA, CPA, IMPA
 Financial and Management Officer II
 Date: _____

Approved By:


NAPOLEON A. OBANA, MD, MHA, CEO VI
 Medical Center Chief II
 Date: _____