

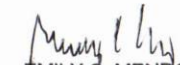




Current Year Obligation				Current Year Disbursements					Balances			
2nd Quarter Ending June	3rd Quarter Ending Sept	4th Quarter Ending november	Total	1st Quarter Ending March	2nd Quarter Ending June	3rd Quarter Ending Sept	4th Quarter Ending November	Total	Unreleased Appropriations	Unobligated Allotment	Unpaid Obligations (15-20) = (23+24)	
											Due and Demandable	Not Yet Due and Demandable
				16	17	18	19	20=(16+17+18 +19)	21=(5-10)	22=(10-15)	23	24
			0.00 0.00					0.00 0.00	0.00 0 0	0.00 0.00		
133,959,254.12 31,853,198.87	94,394,415.64 31,414,005.14	64,072,047.29 49,572,846.82	388,844,000.00 146,700,000.00  0.00	95,326,849.00 22,219,768.47	135,050,688.07 20,783,226.96	88,651,550.96 19,146,407.92	65,357,910.72 68,468,963.87	384,386,998.75 130,618,367.22		0.00 0.00 0.00 0.00 0.00 0.00 0.00	4,457,001.25 15,173,940.76	907,692.02

<i>Locally-Funded Project(s)</i>										
	PAP									
	PS									
	MOOE									
	Fin Exp.(if applicable)									
	CO									
	...continue down to the last PAP									
<i>Foreign-Assisted Project(s)</i>										
	PAP									
	PS									
	MOOE									
	Fin Exp.(if applicable)									
	CO									
	...continue down to the last PAP									
<b>Sub-Total, Agency Specific Budget</b>										
	PS	382,244,000	6,600,000	388,844,000	382,244,000	6,600,000	0	0	388,844,000	96,418,282.95
	MOOE	153,300,000	(6,600,000)	146,700,000	153,300,000	(6,600,000)	0	0	146,700,000	33,859,949.17
	Fin Exp.(if applicable)									
	CO	0		0	0				0	
<b>II. Automatic Appropriations</b>										
	<i>RLIP</i>	33,814,000	(25,048,197.00)	8,765,803.00	33,814,000	(25,048,197)			8,765,803.00	8,179,296.49
	<i>Special Account in the General Fund (Please specify)</i>			0.00					0.00	
	Motor Vehicle Users Charge Fund								0	
	MOOE									
	CO									
<b>Sub-Total, Automatic Appropriations</b>										
	PS	33,814,000	(25,048,197)	8,765,803	33,814,000	(25,048,197.00)	0	-	8,765,803.00	8,179,296.49
	MOOE									
	Fin Exp.(if applicable)									
	CO									
<b>III. Special Purpose Fund (Please specify)</b>										
	MPBF-PS	1 01 406	98,320,566.26	98,320,566.26		98,320,566.26			98,320,566.26	2,518,272.96
	PGF-PS (Pension Benefits)	1 01 407	3,516,505.00	3,516,505.00		3,516,505.00			3,516,505.00	3,516,504.92
	Admin of Personnel Benefits	1 01 101		0.00					0.00	
	Pension & Gratuity Fund			0.00						
	Lump-sum for filled positions		28,977,000.00	28,977,000.00		28,977,000.00			28,977,000.00	1,091,297.07

										0.00		
			0							0.00		
										0.00		
										0.00		
										0.00		
										0.00		
										0.00		
										0.00		
										0.00		
										0.00		
										0.00		
133,959,254.12	94,394,415.64	64,072,047.29	388,844,000.00	95,356,849.00	135,020,688.07	88,651,550.96	65,357,911	384,386,998.75	0	0.00	4,457,001.25	0.00
31,853,198.87	31,414,005.14		97,127,153.18	22,219,768.47	20,783,226.96	19,146,407.92	68,468,963.87	130,618,367.22	0	0.00	15,173,940.76	907,692.02
			0.00							0.00		
		507,598.87	8,686,895.36	8,179,296.49			507,598.87	8,686,895.36	0	78,907.64		
					0.00			0.00		0.00		
										0.00		
										0.00		
										0.00		
0.00	0.00	507,598.87	8,686,895.36	8,179,296.49	0.00	0.00	507,598.87	8,686,895.36	0	78,907.64	0.00	0
2,659,047.11	3,480,297.03	89,662,949.16	98,320,566.26	1,883,891.42	3,293,428.65	3,480,296.93	89,662,949.26	98,320,566.26	0.00	0.00	(0.00)	(0)
		0.08	3,516,505.00	3,516,504.92				3,516,504.92	0.00	4.46		0.08
			0.00					0.00		0.00	0.00	0
			0.00					0.00		0.58	0.00	0
1,009,870.04	19,690,558.56	7,185,274.33	28,977,000.00	92,485.86	2,008,681.25	12,864,256.06	14,011,576.83	28,977,000.00				

<b>Sub-Total, Special Purpose Fund</b>	PS	130,814,071.26	130,814,071.26	0.00	130,814,071.26	0.00	0.00	130,814,071.26	7,126,074.95
	MOOE								
	Fin Exp.(if applicable)								
	CO								
<b>SUB-ALLOTMENT FROM RHO 02/CO</b>									
	<b>PS-Magna Carta benefits</b>								
	PS-PBB						0.00		
	MOOE- HEMS					800,000.00	800,000.00	12,700.00	
	MOOE-Legal expense					90,000.00	90,000.00		
	MOOE-QRF-Bayanihan I					54,652,206.40	54,652,206.40		
	MOOE-QRF-Bayanihan II								
	MOOE-MAIP					47,950,000.00	47,950,000.00	5,074,461.91	
	CO-equipmnt					400,000.00	400,000.00		
	CO-QRF					14,185,000.00	14,185,000.00		
	CO-HFEP					112,180,000.00	112,180,000.00		
<b>Sub-Total Sub-Allotment</b>		0	0.00			230,257,206.40	230,257,206.40	5,087,161.91	
<b>GRAND TOTAL</b>									
	PS	416,058,000	118,965,874	528,423,874	416,058,000	112,365,874	0.00	528,423,874.26	111,723,654.39
	MOOE	153,300,000	(6,600,000)	146,700,000	153,300,000	(6,600,000)	103,492,206.40	250,192,206.40	38,947,111.08
	Fin Exp.(if applicable)							0.00	
	CO						126,765,000.00	126,765,000.00	
	Total	569,358,000	112,365,874	675,123,874	569,358,000	105,765,874	0.00	230,257,206.40	905,381,080.66
									150,670,765.47

<p><b>Certified Correct:</b></p>  EMILY C. MENDOZ SAO Date:	<p><b>Recommending Approval</b></p>  LIWLIWA L. LAURETA CPA MPA FMO II	<p><b>Approved by:</b></p>  NAPOLEON A. OBANA, MD MHA CEO VI Medical Center Chief II
---	--	---

