





Current Year Obligation				Current Year Disbursements					Balances				
2nd Quarter Ending June	3rd Quarter Ending Sept	4th Quarter Ending november	Total	1st Quarter Ending March	2nd Quarter Ending June	3rd Quarter Ending Sept	4th Quarter Ending November	Total	Unreleased Appropriatio ns	Unobligated Allotment	Unpaid Obligations (15-20) = (23+24)		
											Due and Demandable	Not Yet Due and Demandable	
				16	17	18	19	20=(16+17+18 +19)	21=(5-10)	22=(10-15)	23	24	
			0.00 0.00					0.00 0.00	0.00 0 0	0.00 0.00			
			124,015,961.29 21,605,464.88 0.00	123,537,681.60 11,461,002.83				123,537,681.60 11,461,002.83		290,028,038.71 84,072,535.12 0.00 7,500,000.00 0.00 0.00 0.00 0.00	478,279.69 2,534,239.94	7,610,222.11	

Sub-Total, Special Purpose Fund	PS		60,383,715.00	60,383,715.00	60,383,715.00	0.00	0.00	0.00	60,383,715.00	3,099,443.66
	MOOE									
	Fin Exp.(if applicable)									
	CO									
SUB-ALLOTMENT FROM RHO 02/CO										
	PS-Magna Carta benefits									
	PS-PBB							0.00		
	MOOE- HEMS	800,000		800,000.00			800,000.00	800,000.00		134,373.78
	MOOE-Family Health, Immun, Nut., and Resp Parenthood	3,145,491.60		3,145,491.60			3,145,491.60	3,145,491.60		3,145,492
	MOOE HFPPDU	350,000		350,000.00			350,000.00	350,000.00		71,799.38
	MOOE-QRF-Bayanihan II									
	MOOE-MAIP	11,350,000		11,350,000.00			11,350,000.00	11,350,000.00		5,940,000.00
	CO-QRF									
	CO-HFEP	37,000,000		37,000,000.00			37,000,000.00	37,000,000.00		
Sub-Total Sub-Allotment		52,645,492		52,645,491.60			52,645,491.60	52,645,491.60		9,291,664.76
GRAND TOTAL										
	PS	451,118,000	60,383,715.00	511,501,715.00	511,501,715	0	0.00	511,501,715.00		137,388,364.12
	MOOE	105,678,000	15,645,491.60	121,323,491.60	105,678,000	0	15,645,491.60	121,323,491.60		30,897,129.64
	Fin Exp.(if applicable)							0.00		
	CO	7,500,000	37,000,000.00	44,500,000.00	7,500,000		37,000,000.00	44,500,000.00		
	Total	564,296,000	113,029,206.60	677,325,206.60	624,679,715	0	52,645,491.60	677,325,206.60		168,285,493.76

Certified Correct:	Recommending Approval	Approved by:
 EMILY C. MENDOZA SAO Date:	 FERLIZA A. REYES CPA Accountant IV Date:	 LIWLIWA L. LAURETA CPA MPA FMO II
		 NAPOLEON A. OBANA, MD MHA CEO VI Medical Center Chief II

										0.00		0
0.00	0.00	0.00	3,099,443.66	3,099,443.66	0.00	0.00	0.00	3,099,443.66	0.00	57,284,271.34	0.00	0.00
										0.00		0
										0.00		0
										0.00		0
										0.00		0
										0.00		0
								0.00		0.00		0
			0.00					0.00		0.00		0
			134,373.78	106,758.78				106,758.78		665,626.22		27,615.00
			3,145,491.60	3,145,491.60				3,145,491.60		0.00		
			71,799.38	71,799.38				71,799.38		278,200.62		
			5,940,000.00	5,940,000.00				5,940,000.00		5,410,000.00		
			0.00					0.00		0.00		
			0.00					0.00		37,000,000.00		
0.00	0.00	0.00	9,291,664.76	9,264,049.76	0.00	0.00	0.00	9,264,049.76		43,353,826.84	0.00	27,615.00
										0.00		0
0.00	0.00		137,388,364.12	105,315,853.30	0.00	0.00	0.00	133,496,685.90	0.00	374,113,350.88	3,891,678.22	0.00
0.00	0.00		30,897,129.64	20,725,052.59	0.00	0.00	0.00	20,725,052.59		90,426,361.96	2,534,239.94	7,637,837.11
										0.00		
								0.00		44,500,000.00	0.00	
0.00	0.00	0.00	168,285,493.76	126,040,905.89	0.00	0.00	0.00	154,221,738.49	0	509,039,712.84	6,425,918.16	7,637,837.11

14,063,755.27