

STATEMENT OF APPROPRIATIONS, ALLOTMENTS, OBLIGATIONS, DISBURSEMENTS AND BALANCES  
As at the Quarter Ending December 31, 2021

Department: Department of Health (DOH)  
Agency: Office of the Secretary  
Operating Unit: Region II Trauma and Medical Center  
Organization Code (UACS): 13 001 140025  
Fund Cluster: 01 Regular Agency Fund  
(e.g. UACS Fund Cluster: 01-Regular Agency Fund, 02-Foreign Assisted Projects Fund, 03-Special Account-Locally Funded/Domestic Grants Fund, and 04-Special Account-Foreign Assisted/Foreign Grants Fund)

	Current Year Appropriations
	Supplemental Appropriations
X	Continuing Appropriations


Particulars	UACS CODE	Appropriations		Allotments		Current Year Obligations										Current Year Disbursements				Balances			
		Authorized Appropriations	Adjustments (Transfer To/From, Reassignment)	Adjusted Appropriations	Allotments Received	Adjustments (Withdrawal, Reassignment)	Transfer To	Transfer From	Adjusted Total Allotments	1st Quarter Ending March 31	2nd Quarter Ending June 30	3rd Quarter Ending Sept. 30	4th Quarter Ending Dec. 31	TOTAL	1st Quarter Ending March 31	2nd Quarter Ending June 30	3rd Quarter Ending Sept. 30	4th Quarter Ending Dec. 31	TOTAL	Unreleased Apprs	Unobligated Allotments	Unpaid Obligations	
		3	4	5(3+4)	6	7	8	9	10(8+9)	11	12	13	14	15(11+12+13+14)	16	17	18	19	20(16+17+18+19)	21(5-10)	22(4-16-15)	23	24
I. Continuing Appropriations		0.00	19,621,817.55	19,621,817.55	57,543,815.40	0.00	0.00	19,621,817.55	37,036,619.96	61,213,151.91	26,589,179.39	30,476,810.58	194,894,476.28	23,081,210.07	39,059,759.39	22,102,819.81	61,166,328.43	135,101,908.20	0.00	4,737,041.27	0.00	19,792,872.26	
L. Agency Specific Budget		0.00	71,332,628.86	71,332,628.86	32,843,916.40	0.00	0.00	71,332,628.86	13,813,363.28	8,688,895.74	16,268,944.43	30,476,810.58	71,369,016.16	37,000.00	5,994,547.34	11,248,716.29	46,160,284.43	57,572,868.06	0.00	63,029.10	0.00	12,698,958.13	
CO		0.00	0.00	0.00	0.00	0.00	0.00	0.00	0.00	0.00	0.00	0.00	0.00	0.00	0.00	0.00	0.00	0.00	0.00	0.00	0.00	0.00	
General Administration and Support	10000000000000	0.00	28,738,710.48	28,738,710.48	0.00	0.00	0.00	28,738,710.48	28,738,710.48	0.00	0.00	0.00	28,738,710.48	28,738,710.48	0.00	0.00	0.00	0.00	28,738,710.48	28,738,710.48	0.00	0.00	0.00
Administration of Personnel Benefits	10000100000000	0.00	28,738,710.48	28,738,710.48	0.00	0.00	0.00	28,738,710.48	28,738,710.48	0.00	0.00	0.00	28,738,710.48	28,738,710.48	0.00	0.00	0.00	0.00	28,738,710.48	28,738,710.48	0.00	0.00	0.00
PS		0.00	28,738,710.48	28,738,710.48	0.00	0.00	0.00	28,738,710.48	28,738,710.48	0.00	0.00	0.00	28,738,710.48	28,738,710.48	0.00	0.00	0.00	0.00	28,738,710.48	28,738,710.48	0.00	0.00	0.00
Sub-Total: General Administration and Support		0.00	28,738,710.48	28,738,710.48	0.00	0.00	0.00	28,738,710.48	28,738,710.48	0.00	0.00	0.00	28,738,710.48	28,738,710.48	0.00	0.00	0.00	0.00	28,738,710.48	28,738,710.48	0.00	0.00	0.00
PS		0.00	28,738,710.48	28,738,710.48	0.00	0.00	0.00	28,738,710.48	28,738,710.48	0.00	0.00	0.00	28,738,710.48	28,738,710.48	0.00	0.00	0.00	0.00	28,738,710.48	28,738,710.48	0.00	0.00	0.00
MSGS		0.00	0.00	0.00	0.00	0.00	0.00	0.00	0.00	0.00	0.00	0.00	0.00	0.00	0.00	0.00	0.00	0.00	0.00	0.00	0.00	0.00	0.00
Funds (if Applicable)		0.00	0.00	0.00	0.00	0.00	0.00	0.00	0.00	0.00	0.00	0.00	0.00	0.00	0.00	0.00	0.00	0.00	0.00	0.00	0.00	0.00	0.00
CO		0.00	0.00	0.00	0.00	0.00	0.00	0.00	0.00	0.00	0.00	0.00	0.00	0.00	0.00	0.00	0.00	0.00	0.00	0.00	0.00	0.00	0.00
Operations	30000000000000	0.00	41,849,815.62	41,849,815.62	32,543,815.40	0.00	0.00	41,849,815.62	13,813,363.28	8,688,895.74	16,268,944.43	738,100.10	41,838,266.72	27,206.00	6,194,547.34	11,448,716.29	16,263,543.99	27,034,347.80	0.00	93,699.74	0.00	12,698,958.13	
OO: Access to preventive and protective health care services improved		0.00	32,543,815.40	32,543,815.40	32,543,815.40	0.00	0.00	32,543,815.40	13,459,999.00	48,291.17	18,245,944.43	738,100.10	32,489,266.72	0.00	5,275,017.17	3,141,748.45	16,263,543.99	18,784,347.80	0.00	93,699.74	0.00	12,698,958.13	
HEALTH SYSTEMS STRATEGIC PROGRAM		0.00	32,543,815.40	32,543,815.40	32,543,815.40	0.00	0.00	32,543,815.40	13,459,999.00	48,291.17	18,245,944.43	738,100.10	32,489,266.72	0.00	5,275,017.17	3,141,748.45	16,263,543.99	18,784,347.80	0.00	93,699.74	0.00	12,698,958.13	
STRATEGIC DELIVERY AND REVENUE PROGRAM		0.00	32,543,815.40	32,543,815.40	32,543,815.40	0.00	0.00	32,543,815.40	13,459,999.00	48,291.17	18,245,944.43	738,100.10	32,489,266.72	0.00	5,275,017.17	3,141,748.45	16,263,543.99	18,784,347.80	0.00	93,699.74	0.00	12,698,958.13	
Health Facility Policy and Plan Development	31020100001000	0.00	243,814.40	243,814.40	243,814.40	0.00	0.00	243,814.40	0.00	0.00	0.00	48,291.17	59,944.43	342,914.40	0.00	48,291.17	59,944.43	141,728.80	243,814.40	0.00	0.00	0.00	
MOOE		0.00	243,814.40	243,814.40	243,814.40	0.00	0.00	243,814.40	0.00	0.00	0.00	48,291.17	59,944.43	342,914.40	0.00	48,291.17	59,944.43	141,728.80	243,814.40	0.00	0.00	0.00	
Health Facilities Enhancement Program	31020100000000	0.00	22,306,001.00	22,306,001.00	22,306,001.00	0.00	0.00	22,306,001.00	13,459,999.00	0.00	18,190,000.00	286,281.20	22,306,001.00	0.00	2,235,291.50	3,988,832.22	16,571,878.16	18,548,422.22	0.00	93,699.74	0.00	12,698,958.13	
CO		0.00	22,306,001.00	22,306,001.00	22,306,001.00	0.00	0.00	22,306,001.00	13,459,999.00	0.00	18,190,000.00	286,281.20	22,306,001.00	0.00	2,235,291.50	3,988,832.22	16,571,878.16	18,548,422.22	0.00	93,699.74	0.00	12,698,958.13	
OO: Access to social health protection assured		0.00	9,859,800.00	9,859,800.00	0.00	0.00	0.00	9,859,800.00	0.00	0.00	0.00	0.00	0.00	0.00	0.00	0.00	0.00	0.00	0.00	0.00	0.00	0.00	
SOCIAL HEALTH PROTECTION PROGRAM		0.00	9,859,800.00	9,859,800.00	0.00	0.00	0.00	9,859,800.00	0.00	0.00	0.00	0.00	0.00	0.00	0.00	0.00	0.00	0.00	0.00	0.00	0.00	0.00	
Attendance of Hospital Patients after Consultation/Referral to Government Hospital/Specialized Hospital/GO Hospital/Support General Hospital/Veteran/Veteran State University Hospital	34010010001000	0.00	9,859,800.00	9,859,800.00	0.00	0.00	0.00	9,859,800.00	0.00	0.00	0.00	0.00	0.00	0.00	0.00	0.00	0.00	0.00	0.00	0.00	0.00	0.00	
MOOE		0.00	9,859,800.00	9,859,800.00	0.00	0.00	0.00	9,859,800.00	0.00	0.00	0.00	0.00	0.00	0.00	0.00	0.00	0.00	0.00	0.00	0.00	0.00	0.00	


This report was generated using the Unified Reporting System on 21/01/2022 01:01 version: FAR1.1.1. Status: SUBMITTED


Department: Department of Health (DOH)  
 Agency: Office of the Secretary  
 Operating Unit: Region II Trauma and Medical Center  
 Organization Code (UACS): 13 001 1400025  
 Fund Cluster: 01 Regular Agency Fund  
 (e.g. UACS Fund Cluster 01-Regular Agency Fund, 02-Foreign Assisted Projects Fund, 03-Special Account-Locally Funded/Domestic Grants Fund, and 04-Special Account-Foreign Assisted/Foreign Grants Fund)


Current Year Appropriations  
 Supplemental Appropriations  
 Continuing Appropriations

Particulars	UACS CODE	Appropriations		Allocations					Current Year Obligations					Current Year Disbursements					Balances						
		Authorized Appropriations	Adjusted Appropriations (Transfer To/Frm, Realignments)	Monitors Received	Adjustments (Withdrawal, Realignments)	Transfer To	Transfer From	Adjusted Total Allocations	1st Quarter Ending March 31	2nd Quarter Ending June 30	3rd Quarter Ending Sept. 30	4th Quarter Ending Dec. 31	TOTAL	1st Quarter Ending March 31	2nd Quarter Ending June 30	3rd Quarter Ending Sept. 30	4th Quarter Ending Dec. 31	TOTAL	Unreleased Appro	Unobligated Allocations	Unpaid Obligations Due and Demandable	Not Yet Due and Demandable			
1	2	3	4	5	6	7	8	9	10=[6]+(-7)+8+9	11	12	13	14	15=(11+12+13+14)	16	17	18	19	20=(16+17+18+19)	21=(5-10)	22=(10-15)	23	24		
Sub-Total, Overhead		0.00	41,380,915.40	41,380,915.40	0.00	0.00	0.00	0.00	41,380,915.40	13,812,365.26	8,893,876.79	16,255,914.43	726,100.12	41,538,265.70	27,266.00	6,194,247.34	11,246,716.29	16,261,542.99	27,254,247.60	0.00	63,836.73	0.00	13,695,936.30		
FE		0.00	0.00	0.00	0.00	0.00	0.00	0.00	0.00	0.00	0.00	0.00	0.00	0.00	0.00	0.00	0.00	0.00	0.00	0.00	0.00	0.00	0.00	0.00	
MOOE		0.00	9,293,914.40	9,293,914.40	243,914.40	0.00	0.00	0.00	9,859,200.00	3,202,914.40	362,363.36	8,893,976.79	105,614.40	141,706.80	9,293,914.40	27,266.00	16,132,134	8,163,894.29	141,706.80	9,293,914.40	0.00	8,99	0.00	0.00	
Funds (if Applicable)		0.00	0.00	0.00	0.00	0.00	0.00	0.00	0.00	0.00	0.00	0.00	0.00	0.00	0.00	0.00	0.00	0.00	0.00	0.00	0.00	0.00	0.00		
CO		0.00	32,386,901.00	32,386,901.00	32,386,901.00	0.00	0.00	0.00	32,386,901.00	15,403,090.00	0.00	16,140,260.00	796,391.30	32,376,391.30	0.00	2,222,751.29	3,089,822.09	10,251,875.18	15,548,403.30	0.00	33,088.79	0.00	13,695,936.30		
B. Special Purpose Fund		0.00	68,338,891.88	68,338,891.88	25,000,000.00	0.00	0.00	0.00	63,338,891.88	19,336,891.88	23,824,313.27	52,547,205.13	7,293,284.42	0.00	93,665,486.12	23,824,313.27	31,815,753.05	10,852,802.53	11,665,930.39	77,576,846.14	0.00	4,873,431.27	0.00	6,886,814.88	
Overview	3000000000000000	0.00	68,338,891.88	68,338,891.88	25,000,000.00	0.00	0.00	0.00	63,338,891.88	19,336,891.88	23,824,313.27	52,547,205.13	7,293,284.42	0.00	93,665,486.12	23,824,313.27	31,815,753.05	10,852,802.53	11,665,930.39	77,576,846.14	0.00	4,873,431.27	0.00	6,886,814.88	
DO Access to preventive and protective health care services improved		0.00	68,338,891.88	68,338,891.88	25,000,000.00	0.00	0.00	0.00	63,338,891.88	19,336,891.88	23,824,313.27	52,547,205.13	7,293,284.42	0.00	93,665,486.12	23,824,313.27	31,815,753.05	10,852,802.53	11,665,930.39	77,576,846.14	0.00	4,873,431.27	0.00	6,886,814.88	
HEALTH EMERGENCY MANAGEMENT PROGRAM		0.00	68,338,891.88	68,338,891.88	25,000,000.00	0.00	0.00	0.00	63,338,891.88	19,336,891.88	23,824,313.27	52,547,205.13	7,293,284.42	0.00	93,665,486.12	23,824,313.27	31,815,753.05	10,852,802.53	11,665,930.39	77,576,846.14	0.00	4,873,431.27	0.00	6,886,814.88	
Quick Response Fund	3105010000000000	0.00	68,338,891.88	68,338,891.88	25,000,000.00	0.00	0.00	0.00	63,338,891.88	19,336,891.88	23,824,313.27	52,547,205.13	7,293,284.42	0.00	93,665,486.12	23,824,313.27	31,815,753.05	10,852,802.53	11,665,930.39	77,576,846.14	0.00	4,873,431.27	0.00	6,886,814.88	
FE		0.00	0.00	0.00	0.00	0.00	0.00	0.00	0.00	0.00	0.00	0.00	0.00	0.00	0.00	0.00	0.00	0.00	0.00	0.00	0.00	0.00	0.00	0.00	0.00
MOOE		0.00	36,600,739.87	36,600,739.87	0.00	0.00	0.00	0.00	36,600,739.87	143,241.62	28,157,263.14	7,293,284.42	0.00	35,983,289.45	143,241.62	26,157,263.14	7,293,284.42	0.00	35,263,289.75	0.00	1,027,121.12	0.00	0.00	0.00	
CO		0.00	32,000,000.00	32,000,000.00	25,000,000.00	0.00	0.00	0.00	25,000,000.00	0.00	24,399,803.45	0.00	0.00	34,399,803.45	0.00	3,026,026.37	3,026,026.37	0.00	11,665,930.39	18,304,187.47	0.00	858,197.55	0.00	6,886,814.88	
Sub-Total, Overhead		0.00	68,338,891.88	68,338,891.88	25,000,000.00	0.00	0.00	0.00	63,338,891.88	19,336,891.88	23,824,313.27	52,547,205.13	7,293,284.42	0.00	93,665,486.12	23,824,313.27	31,815,753.05	10,852,802.53	11,665,930.39	77,576,846.14	0.00	4,873,431.27	0.00	6,886,814.88	
FE		0.00	0.00	0.00	0.00	0.00	0.00	0.00	0.00	0.00	0.00	0.00	0.00	0.00	0.00	0.00	0.00	0.00	0.00	0.00	0.00	0.00	0.00	0.00	
MOOE		0.00	36,600,739.87	36,600,739.87	0.00	0.00	0.00	0.00	36,600,739.87	143,241.62	28,157,263.14	7,293,284.42	0.00	35,983,289.45	143,241.62	26,157,263.14	7,293,284.42	0.00	35,263,289.75	0.00	1,027,121.12	0.00	0.00	0.00	
Funds (if Applicable)		0.00	0.00	0.00	0.00	0.00	0.00	0.00	0.00	0.00	0.00	0.00	0.00	0.00	0.00	0.00	0.00	0.00	0.00	0.00	0.00	0.00	0.00	0.00	
CO		0.00	27,000,000.00	27,000,000.00	25,000,000.00	0.00	0.00	0.00	25,000,000.00	0.00	24,399,803.45	0.00	0.00	24,399,803.45	0.00	3,026,026.37	3,026,026.37	0.00	11,665,930.39	18,304,187.47	0.00	858,197.55	0.00	6,886,814.88	
B. Investigator Allowance Balances pursuant to RA No. 11519 and 11520		0.00	0.00	0.00	0.00	0.00	0.00	0.00	0.00	0.00	0.00	0.00	0.00	0.00	0.00	0.00	0.00	0.00	0.00	0.00	0.00	0.00	0.00	0.00	
FE		0.00	0.00	0.00	0.00	0.00	0.00	0.00	0.00	0.00	0.00	0.00	0.00	0.00	0.00	0.00	0.00	0.00	0.00	0.00	0.00	0.00	0.00	0.00	
MOOE		0.00	0.00	0.00	0.00	0.00	0.00	0.00	0.00	0.00	0.00	0.00	0.00	0.00	0.00	0.00	0.00	0.00	0.00	0.00	0.00	0.00	0.00	0.00	
Funds (if Applicable)		0.00	0.00	0.00	0.00	0.00	0.00	0.00	0.00	0.00	0.00	0.00	0.00	0.00	0.00	0.00	0.00	0.00	0.00	0.00	0.00	0.00	0.00	0.00	
CO		0.00	0.00	0.00	0.00	0.00	0.00	0.00	0.00	0.00	0.00	0.00	0.00	0.00	0.00	0.00	0.00	0.00	0.00	0.00	0.00	0.00	0.00	0.00	
GRAND TOTAL		0.00	199,871,817.58	199,871,817.58	57,543,915.40	0.00	0.00	0.00	189,127,802.18	189,671,217.55	37,636,819.98	61,223,619.91	25,546,176.85	38,476,610.56	194,854,476.28	23,951,916.07	36,256,759.38	22,102,816.91	21,164,245.43	135,151,863.20	0.00	4,727,241.47	0.00	16,762,873.24	
FE		0.00	56,476,892.28	56,476,892.28	0.00	0.00	0.00	0.00	56,476,892.28	23,681,868.92	0.00	0.00	29,728,110.48	53,419,778.38	23,681,868.92	0.00	26,728,710.48	53,419,778.38	0.00	3,027,112.80	0.00	0.00	0.00	0.00	
MOOE		0.00	42,894,624.27	42,894,624.27	243,914.40	0.00	0.00	0.00	42,894,624.27	205,184.04	30,841,713.44	7,293,137.35	141,706.80	44,887,593.15	179,241.62	29,156,454.52	15,427,145.68	141,706.80	44,887,593.15	0.00	1,027,121.12	0.00	0.00	0.00	
Funds (if Applicable)		0.00	0.00	0.00	0.00	0.00	0.00	0.00	0.00	0.00	0.00	0.00	0.00	0.00	0.00	0.00	0.00	0.00	0.00	0.00	0.00	0.00	0.00	0.00	
CO		0.00	57,300,001.00	57,300,001.00	57,300,001.00	0.00	0.00	0.00	57,300,001.00	15,403,090.00	24,399,803.45	18,190,000.00	286,391.30	56,621,190.75	0.00	8,645,485.13	6,445,485.13	21,267,806.17	36,844,620.87	0.00	872,807.25	0.00	16,722,873.28		

  
Certified Correct:  
EMILY C. MENBOZA, MPA  
Supervising Administrative Officer-Budget Office  
Date: 2022-01-21 08:46:21

  
Certified Correct:  
PATRICIA A. WHITE, CPA  
Accountant IV  
Date: 2022-01-21 09:48:21

  
Recommending Approval:  
WILMA L. LARROCA, MPA  
Finance and Management Officer II  
Date: 2022-01-21 09:58:20

  
Approved By:  
DANILO ANTONIO MATEO, MD, FPPS  
OIC-Medical Center Chief II  
Date: 2022-01-21 09:11:21