



**QUARTERLY REPORT OF REVENUE AND OTHER RECEIPTS**  
 As of the Quarter Ended September 30, 2022  
 (In Pesos)


FAR No. 5

Department : DEPARTMENT OF HEALTH  
 Agency : OFFICE OF THE SECRETARY  
 Operating Unit : REGION II TRAUMA AND MEDICAL CENTER  
 Organization Code (UACS) : 13 001 1400025

CLASSIFICATION / SOURCES OF REVENUE AND OTHER RECEIPTS	UACS Code	REVENUE TARGET (Annual)	ACTUAL REVENUE AND OTHER RECEIPTS COLLECTIONS					CUMULATIVE REMITTANCE /DEPOSITS TO DATE			VARIANCE		Remarks	
			1st Quarter	2nd Quarter	3rd Quarter	4th Quarter	TOTAL	Remittance to BTr	Deposited with AGDB	Total	Amount	%		
1	2	3	4	5	6.00	7	8=(4+5+6+7)	9	10	11=(9+10)	12=(8-3)	13 =/(12 / 3)	14	
A. General Fund (formerly Fund 101)														
B. Special Account in the General Fund (formerly Fund 105, 183, 401, 151-159)														
- Tax														
- Non-Tax														
C. Off-Budget Accounts (formerly Fund 161 to 164, etc.)														
- Service Income														
Certification Fees	4020104002	639,450.00	216,374.00	264,996.00	393,737.00		875,107.00		868,682.00	868,682.00	235,657.00	0.37		
Affiliation Fees	4020202000	154,350.00	-	16,460.00	169,640.00		186,100.00	186,100.00		186,100.00	31,750.00	0.21		
- Other Sales - Drugs and Meds-(Fund Cluster 6)	4020216099	98,328,300.00	18,575,755.53	28,823,749.27	23,611,639.21		71,011,144.01		70,991,674.20	70,991,674.20	(27,317,155.99)	(0.28)		
- Business Income Hospital income (Fund Cluster 05)														
Medical Supplies	4020217002	2,360,400.00	562,334.21	554,676.58	546,983.65		1,663,994.44		1,657,715.64	1,657,715.64	(696,405.56)	(0.30)		
Medical Fees - Operating Room	4020217003	562,800.00	286,226.88	274,328.87	304,374.30		864,930.05		860,357.01	860,357.01	302,130.05	0.54		
Medical Fees - Radiology	4020217004	2,298,450.00	763,961.84	747,475.81	755,991.34		2,267,428.99		2,255,873.99	2,255,873.99	(31,021.01)	(0.01)		
Medical Fees - Laboratory	4020217005	9,054,150.00	2,716,539.30	2,888,867.17	3,550,416.81		9,155,823.28		9,104,365.48	9,104,365.48	101,673.28	0.01		
Medical Fees - Hemodialysis	4020217006	6,000.00	609.00	-	2,567.39		3,176.39		3,176.39	3,176.39	(2,823.61)	(0.47)		
Medical Fees - Physical Med & Rehab Services	4020217009	26,250.00	20,520.00	35,440.00	37,940.00		93,900.00		93,700.00	93,700.00	67,650.00	2.58		
Medical Fees - Pulmo	4020217010	10,000.00	1,000.00	-	1,900.00		2,900.00		2,900.00	2,900.00	(7,100.00)	(0.71)		
Other Fees	4020217099	146,724,650.00	32,583,517.86	55,699,970.06	62,346,406.44		150,629,894.36		150,602,358.38	150,602,358.38	3,905,244.36	0.03		
D. Custodial Funds (formerly Fund 101-184, 187)														
Performance/Bidders Bond -(Fund Cluster 7)	20401040	1,554,000.00	882,595.22	124,215.00	-		1,006,810.22	1,006,810.22		1,006,810.22	(547,189.78)	(0.35)		
<b>TOTAL</b>		<b>261,718,800.00</b>	<b>56,609,433.84</b>	<b>89,430,178.76</b>	<b>91,721,596.14</b>		<b>237,761,208.74</b>	<b>1,192,910.22</b>	<b>236,440,803.09</b>	<b>237,633,713.31</b>	<b>(23,957,591.26)</b>	<b>(0.09)</b>		

Certified Correct:  
  
**FERLIZA A. REYES, CPA**  
 Accountant IV  
 Date: 6 Oct 22

Recommending Approval:  
  
**LIWLIWA L. LAURETA, CPA, IMPA**  
 Financial and Management Officer II  
 Date: 6 Oct 22

Approved By:  
  
**RAY P. SUANDO, MD, MHA, FPCP, FPCCP**  
 Medical Center Chief II  
 Date: \_\_\_\_\_

QUARTERLY REPORT OF REVENUE AND OTHER RECEIPTS

As at the Quarter Ending September 30, 2022

Department : Department of Health (DOH)  
 Agency : Office of the Secretary  
 Operating Unit : Region II Trauma and Medical Center  
 Organization Code (UACS) : 13 001 1400025  
 Fund Cluster : 05 - Internally Generated Funds

Classification/Sources of Revenue and Other Receipts	UACS CODE	REVENUE TARGET (Annual) per BESF	Actual Revenue and Other Receipts Collections					Cumulative Remittance/Deposits to Date			Variance		Remarks
			1st Quarter Ending March 31	2nd Quarter Ending June 30	3rd Quarter Ending Sept. 30	4th Quarter Ending Dec. 31	Total	Remittance to BTr	Deposited with AGDB	TOTAL	Amount	%	
1	2	3	4	5	6	7	8=[6+(-)7]-8+9	9	10	11=(9+10)	12=(8-3)	13=(12/3)	14
<b>Internally Generated Funds</b>		161,682,150.00	37,151,083.09	60,465,754.49	67,940,316.93	0.00	165,557,154.51	0.00	165,449,128.89	165,449,128.89	3,875,004.51		2 %
<b>Revenue Collections</b>		161,682,150.00	37,151,083.09	60,465,754.49	67,940,316.93	0.00	165,557,154.51	0.00	165,449,128.89	165,449,128.89	3,875,004.51		2 %
<b>Cash Receipts</b>		161,682,150.00	37,151,083.09	60,465,754.49	67,940,316.93	0.00	165,557,154.51	0.00	165,449,128.89	165,449,128.89	3,875,004.51		2 %
<b>Non-Tax</b>		161,682,150.00	37,151,083.09	60,465,754.49	67,940,316.93	0.00	165,557,154.51	0.00	165,449,128.89	165,449,128.89	3,875,004.51		2 %
Certification Fees	4020104002	639,450.00	216,374.00	264,996.00	393,737.00	0.00	875,107.00	0.00	868,682.00	868,682.00	235,657.00		37 %
Medical Supplies	4020217002	2,360,400.00	562,334.21	554,676.58	546,983.65	0.00	1,663,994.44	0.00	1,657,715.64	1,657,715.64	(696,405.56)		-30 %
Medical Fees - Operating Room	4020217003	562,800.00	286,226.88	274,328.87	304,374.30	0.00	864,930.05	0.00	860,357.01	860,357.01	302,130.05		54 %
Medical Fees - Radiology	4020217004	2,298,450.00	763,961.84	747,475.81	755,991.34	0.00	2,267,428.99	0.00	2,255,873.99	2,255,873.99	(31,021.01)		-1 %
Medical Fees - Laboratory	4020217005	9,054,150.00	2,716,539.30	2,888,867.17	3,550,416.81	0.00	9,155,823.28	0.00	9,104,365.48	9,104,365.48	101,673.28		1 %
Medical Fees - Hemodialysis	4020217006	6,000.00	609.00	0.00	2,567.39	0.00	3,176.39	0.00	3,176.39	3,176.39	(2,823.61)		-47 %
Medical Fees - Physical Medicine & Rehabilitation Services	4020217009	26,250.00	20,520.00	35,440.00	37,940.00	0.00	93,900.00	0.00	93,700.00	93,700.00	67,650.00		258 %
Medical Fees - Pulmonary Services	4020217010	10,000.00	1,000.00	0.00	1,900.00	0.00	2,900.00	0.00	2,900.00	2,900.00	(7,100.00)		-71 %
Other Fees	4020217099	146,724,650.00	32,583,517.86	55,699,970.06	62,346,406.44	0.00	150,629,894.36	0.00	150,602,358.38	150,602,358.38	3,905,244.36		3 %
<b>TOTAL</b>		161,682,150.00	37,151,083.09	60,465,754.49	67,940,316.93	0.00	165,557,154.51	0.00	165,449,128.89	165,449,128.89	3,875,004.51		2 %

Certified Correct:

FERLIZA A. REYES

Accountant IV

Date: 10/5/22 9:48 PM

Certified Correct:

EMILY C. MENDOZA, MPA

Supervising Administrative Officer - Budget Office

Date: 10/5/22 9:48 PM

Recommending Approval:

LIWLIWA L. LAURETA, CPA, IMPA

Financial and Management Officer II

Date: 10/6/22 9:32 PM

Approved By:

RAY P. SUANJING, MD, MHA, FPCCP, FPCCP

Medical Center Chief II


Date: 10/6/22 9:51 PM


QUARTERLY REPORT OF REVENUE AND OTHER RECEIPTS


As at the Quarter Ending September 30, 2022


Department : Department of Health (DOH)  
 Agency : Office of the Secretary  
 Operating Unit : Region II Trauma and Medical Center  
 Organization Code (UACS) : 13 001 1400025  
 Fund Cluster : 06 - Business Related Funds

Classification/Sources of Revenue and Other Receipts	UACS CODE	REVENUE TARGET (Annual) per BESF	Actual Revenue and Other Receipts Collections					Cumulative Remittance/Deposits to Date			Variance		Remarks
			1st Quarter Ending March 31	2nd Quarter Ending June 30	3rd Quarter Ending Sept. 30	4th Quarter Ending Dec. 31	Total	Remittance to BTr	Deposited with AGDB	TOTAL	Amount	%	
1	2	3	4	5	6	7	8=[(6+(-)7)-8+9]	9	10	11=(9+10)	12=(8-3)	13=(12/3)	14
Business Related Funds		98,328,300.00	18,575,755.53	28,823,749.27	23,611,639.21	0.00	71,011,144.01	0.00	70,991,674.20	70,991,674.20	(27,317,155.99)		-28 %
Revenue Collections		98,328,300.00	18,575,755.53	28,823,749.27	23,611,639.21	0.00	71,011,144.01	0.00	70,991,674.20	70,991,674.20	(27,317,155.99)		-28 %
Cash Revenue		98,328,300.00	18,575,755.53	28,823,749.27	23,611,639.21	0.00	71,011,144.01	0.00	70,991,674.20	70,991,674.20	(27,317,155.99)		-28 %
Non-Tax		98,328,300.00	18,575,755.53	28,823,749.27	23,611,639.21	0.00	71,011,144.01	0.00	70,991,674.20	70,991,674.20	(27,317,155.99)		-28 %
Other Sales	4020216099	98,328,300.00	18,575,755.53	28,823,749.27	23,611,639.21	0.00	71,011,144.01	0.00	70,991,674.20	70,991,674.20	(27,317,155.99)		-28 %
<b>TOTAL</b>		98,328,300.00	18,575,755.53	28,823,749.27	23,611,639.21	0.00	71,011,144.01	0.00	70,991,674.20	70,991,674.20	(27,317,155.99)		-28 %

Certified Correct:  
  
 FERZHA A. REYES  
 Accountant IV  
 Date: 10/5/22 9:48 PM

Certified Correct:  
  
 EMILY C. MENDOZA, MPA  
 Supervising Administrative Officer - Budget Office  
 Date: 10/5/22 9:48 PM

Recommending Approval:  
  
 LINLIWA L. LAURETA, CPA, IMPA  
 Financial and Management Officer II  
 Date: 10/5/22 9:32 PM


Approved By:  
  
 RAY P. SUANDING, MD, MHA, FPCP, FPCCP  
 Medical Center Chief II  
 Date: 10/6/22 9:51 PM


QUARTERLY REPORT OF REVENUE AND OTHER RECEIPTS


As at the Quarter Ending September 30, 2022


Department : Department of Health (DOH)  
 Agency : Office of the Secretary  
 Operating Unit : Region II Trauma and Medical Center  
 Organization Code (UACS) : 13 001 1400025  
 Fund Cluster : 07 - Trust Receipts

Classification/Sources of Revenue and Other Receipts	UACS CODE	REVENUE TARGET (Annual) per BESF	Actual Revenue and Other Receipts Collections					Cumulative Remittance/Deposits to Date			Variance		Remarks
			1st Quarter Ending March 31	2nd Quarter Ending June 30	3rd Quarter Ending Sept. 30	4th Quarter Ending Dec. 31	Total	Remittance to BTr	Deposited with AGDB	TOTAL	Amount	%	
1	2	3	4	5	6	7	8=[(6+(-)7)-8+9]	9	10	11=(9+10)	12=(8-3)	13=(12/3)	14
Trust Receipts		1,708,350.00	882,595.22	140,675.00	169,640.00	0.00	1,192,910.22	1,192,910.22	0.00	1,192,910.22	(515,439.78)	-30%	
Other Trust Receipts Deposited with the National Treasury		1,708,350.00	882,595.22	140,675.00	169,640.00	0.00	1,192,910.22	1,192,910.22	0.00	1,192,910.22	(515,439.78)	-30%	
Affiliation Fees		154,350.00	0.00	16,460.00	169,640.00	0.00	186,100.00	186,100.00	0.00	186,100.00	31,750.00	21%	
Guaranty/ Security Deposits Payable		1,554,000.00	882,595.22	124,215.00	0.00	0.00	1,006,810.22	1,006,810.22	0.00	1,006,810.22	(547,189.78)	-35%	
<b>TOTAL</b>		1,708,350.00	882,595.22	140,675.00	169,640.00	0.00	1,192,910.22	1,192,910.22	0.00	1,192,910.22	(515,439.78)	-30%	

Certified Correct:  
  
 FERUZIA REYES  
 Accountant IV  
 Date: 10/5/22 9:48 PM

Certified Correct:  
  
 EMILY C. MENDOZA, MPA  
 Supervising Administrative Officer - Budget Office  
 Date: 10/5/22 9:48 PM

Recommending Approval:  
  
 LIWLIWA L. LAURETA, CPA, IMPA  
 Financial and Management Officer II  
 Date: 10/6/22 9:32 PM

Approved By:  
  
 RAY P. SUARDING, MD, MHA, FPCP, FPCCP  
 Medical Center Chief II  
 Date: 10/6/22 9:51 PM