



QUARTERLY REPORT OF REVENUE AND OTHER RECEIPTS
As of the Quarter Ended December 31, 2022
(In Pesos)


Department : DEPARTMENT OF HEALTH
Agency : OFFICE OF THE SECRETARY
Operating Unit : REGION II TRAUMA AND MEDICAL CENTER
Organization Code (UACS) : 13 001 1400025

FAR No. 5

CLASSIFICATION / SOURCES OF REVENUE AND OTHER RECEIPTS	UACS Code	REVENUE TARGET (Annual)	ACTUAL REVENUE AND OTHER RECEIPTS COLLECTIONS					CUMULATIVE REMITTANCE /DEPOSITS TO DATE			VARIANCE		Remarks
			1st Quarter	2nd Quarter	3rd Quarter	4th Quarter	TOTAL	Remittance to BTr	Deposited with AGDB	Total	Amount	%	
1	2	3	4	5	6.00	7	8=(4+5+6+7)	9	10	11=(9+10)	12=(8-3)	13 = (12 / 3)	14
A. General Fund (formerly Fund 101)													
B. Special Account in the General Fund (formerly Fund 105, 183, 401, 151-159)													
- Tax													
- Non-Tax													
C. Off-Budget Accounts (formerly Fund 161 to 164, etc.)													
- Service Income													
Certification Fees	4020104002	639,450.00	216,374.00	264,996.00	393,737.00	432,130.00	1,307,237.00		1,300,287.00	1,300,287.00	667,787.00	1.04	
-Affiliation Fees	4020202000	154,350.00	-	16,460.00	169,640.00	42,940.00	229,040.00	229,040.00		229,040.00	74,690.00	0.48	
- Other Sales - Drugs and Meds-(Fund Cluster 6)	4020216099	98,328,300.00	18,575,755.53	28,823,749.27	23,611,639.21	46,602,126.41	117,613,270.42		117,575,759.04	117,575,759.04	19,284,970.42	0.20	
- Business Income Hospital income (Fund Cluster 05)													
Medical Supplies	4020217002	2,360,400.00	562,334.21	554,676.58	546,983.65	669,721.96	2,333,716.40		2,319,943.53	2,319,943.53	(26,683.60)	(0.01)	
Medical Fees - Operating Room	4020217003	562,800.00	286,226.88	274,328.87	304,374.30	420,809.91	1,285,739.96		1,263,185.83	1,263,185.83	722,939.96	1.28	
Medical Fees - Radiology	4020217004	2,298,450.00	763,961.84	747,475.81	755,991.34	780,989.36	3,048,418.35		3,032,564.35	3,032,564.35	749,968.35	0.33	
Medical Fees - Laboratory	4020217005	9,054,150.00	2,716,539.30	2,888,867.17	3,550,416.81	3,315,400.28	12,471,223.56		12,376,240.00	12,376,240.00	3,417,073.56	0.38	
Medical Fees - Hemodialysis	4020217006	6,000.00	609.00	-	2,567.39	4,108.00	7,284.39		7,183.32	7,183.32	1,284.39	0.21	
Medical Fees - Physical Med & Rehab Services	4020217009	26,250.00	20,520.00	35,440.00	37,940.00	25,180.00	119,080.00		118,880.00	118,880.00	92,830.00	3.54	
Medical Fees - Pulmo	4020217010	10,000.00	1,000.00	-	1,900.00	-	2,900.00		2,900.00	2,900.00	(7,100.00)	(0.71)	
Other Fees	4020217099	146,724,650.00	32,583,517.86	55,899,970.06	62,346,406.44	87,738,016.40	238,367,910.76		238,250,678.90	238,250,678.90	91,643,260.76	0.62	
D. Custodial Funds (formerly Fund 101-184, 187)													
Performance/Bidders Bond -(Fund Cluster 7)	20401040	1,554,000.00	882,595.22	124,215.00	-	2,275.00	1,009,085.22	1,009,085.22		1,009,085.22	(544,914.78)	(0.35)	
TOTAL		261,718,800.00	56,609,433.84	89,430,178.76	91,721,596.14	140,033,697.32	377,794,906.06	1,238,125.22	376,247,621.97	377,485,747.19	116,076,106.06	0.44	

Certified Correct:

FERLIZA A. REYES, CPA
Accountant IV
Date: 9 Jan 23

Recommending Approval:

LIWLIWA L. LAURETA, CPA, IMPA
Financial and Management Officer II
Date: 9 Jan 23


Approved By:

RAY P. SUANDING, MD, MHA, FPCP, FPCCP
Medical Center Chief II
Date: _____


QUARTERLY REPORT OF REVENUE AND OTHER RECEIPTS


As at the Quarter Ending December 31, 2022


Department : Department of Health (DOH)
 Agency : Office of the Secretary
 Operating Unit : Region II Trauma and Medical Center
 Organization Code (UACS) : 13 001 1400025
 Fund Cluster : 05 - Internally Generated Funds

Classification/Sources of Revenue and Other Receipts	UACS CODE	REVENUE TARGET (Annual) per BESF	Actual Revenue and Other Receipts Collections					Cumulative Remittance/Deposits to Date			Variance		Remarks
			1st Quarter Ending March 31	2nd Quarter Ending June 30	3rd Quarter Ending Sept. 30	4th Quarter Ending Dec. 31	Total	Remittance to BTr	Deposited with AGDB	TOTAL	Amount	%	
1	2	3	4	5	6	7	8=[(6+(-)7)-8+9]	9	10	11=(9+10)	12=(8-3)	13=(12/3)	14
Internally Generated Funds		161,682,150.00	37,151,083.09	60,465,754.49	67,940,316.93	93,386,355.91	258,943,510.42	0.00	258,668,882.93	258,668,882.93	97,261,360.42	60 %	
Revenue Collections		161,682,150.00	37,151,083.09	60,465,754.49	67,940,316.93	93,386,355.91	258,943,510.42	0.00	258,668,882.93	258,668,882.93	97,261,360.42	60 %	
Cash Receipts		161,682,150.00	37,151,083.09	60,465,754.49	67,940,316.93	93,386,355.91	258,943,510.42	0.00	258,668,882.93	258,668,882.93	97,261,360.42	60 %	
Non-Tax		161,682,150.00	37,151,083.09	60,465,754.49	67,940,316.93	93,386,355.91	258,943,510.42	0.00	258,668,882.93	258,668,882.93	97,261,360.42	60 %	
Certification Fees	4020104002	639,450.00	216,374.00	264,996.00	393,737.00	432,130.00	1,307,237.00	0.00	1,300,287.00	1,300,287.00	667,787.00	104 %	
Medical Supplies	4020217002	2,360,400.00	562,334.21	554,676.58	546,983.65	669,721.96	2,333,716.40	0.00	2,319,943.53	2,319,943.53	(26,683.60)	-1 %	
Medical Fees - Operating Room	4020217003	562,800.00	286,226.88	274,328.87	304,374.30	420,809.91	1,285,739.96	0.00	1,263,185.83	1,263,185.83	722,939.96	128 %	
Medical Fees - Radiology	4020217004	2,298,450.00	763,961.84	747,475.81	755,991.34	780,989.36	3,048,418.35	0.00	3,032,564.35	3,032,564.35	749,968.35	33 %	
Medical Fees - Laboratory	4020217005	9,054,150.00	2,716,539.30	2,888,887.17	3,550,416.81	3,315,400.28	12,471,223.56	0.00	12,376,240.00	12,376,240.00	3,417,073.56	38 %	
Medical Fees - Hemodialysis	4020217006	6,000.00	609.00	0.00	2,567.39	4,108.00	7,284.39	0.00	7,183.32	7,183.32	1,284.39	21 %	
Medical Fees - Physical Medicine & Rehabilitation Services	4020217009	26,250.00	20,520.00	35,440.00	37,940.00	25,180.00	119,080.00	0.00	118,800.00	118,800.00	92,830.00	354 %	
Medical Fees - Pulmonary Services	4020217010	10,000.00	1,000.00	0.00	1,900.00	0.00	2,900.00	0.00	0.00	0.00	(7,100.00)	-71 %	
Other Fees	4020217099	146,724,650.00	32,583,517.86	55,699,970.06	62,346,406.44	87,738,016.40	238,367,910.76	0.00	238,250,678.90	238,250,678.90	91,643,260.76	62 %	
TOTAL		161,682,150.00	37,151,083.09	60,465,754.49	67,940,316.93	93,386,355.91	258,943,510.42	0.00	258,668,882.93	258,668,882.93	97,261,360.42	60 %	

Certified Correct:

FERLIZA A. REYES
 Accountant IV
 Date: 01/09/23 22:01 PM

Certified Correct:

EMILY C. MENDOZA, MPA
 SAO - Budget Officer
 Date: 1/9/23 10:14 PM

Recommending Approval:

LIWILA LAURETA, CPA, IMPA
 Financial and Management Officer II
 Date: 1/9/23 10:15 PM


Approved By:

RAY P. SUANDING, MD, MHA, FPCCP, FPCCP
 Medical Center Chief II
 Date: 1/9/23 10:30 PM

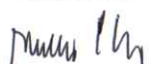
QUARTERLY REPORT OF REVENUE AND OTHER RECEIPTS


As at the Quarter Ending December 31, 2022


Department : Department of Health (DOH)
 Agency : Office of the Secretary
 Operating Unit : Region II Trauma and Medical Center
 Organization Code (UACS) : 13 001 1400025
 Fund Cluster : 06 - Business Related Funds

Classification/Sources of Revenue and Other Receipts	UACS CODE	REVENUE TARGET (Annual) per BESF	Actual Revenue and Other Receipts Collections					Cumulative Remittance/Deposits to Date			Variance		Remarks
			1st Quarter Ending March 31	2nd Quarter Ending June 30	3rd Quarter Ending Sept. 30	4th Quarter Ending Dec. 31	Total	Remittance to BTr	Deposited with AGDB	TOTAL	Amount	%	
1	2	3	4	5	6	7	8=[(6+(-)7)-8+9]	9	10	11=(9+10)	12=(8-3)	13=(12/3)	14
Business Related Funds		98,328,300.00	18,575,755.53	28,823,749.27	23,611,639.21	46,602,126.41	117,613,270.42	0.00	117,575,759.04	117,575,759.04	19,284,970.42		20 %
Revenue Collections		98,328,300.00	18,575,755.53	28,823,749.27	23,611,639.21	46,602,126.41	117,613,270.42	0.00	117,575,759.04	117,575,759.04	19,284,970.42		20 %
Cash Revenue		98,328,300.00	18,575,755.53	28,823,749.27	23,611,639.21	46,602,126.41	117,613,270.42	0.00	117,575,759.04	117,575,759.04	19,284,970.42		20 %
Non-Tax		98,328,300.00	18,575,755.53	28,823,749.27	23,611,639.21	46,602,126.41	117,613,270.42	0.00	117,575,759.04	117,575,759.04	19,284,970.42		20 %
Other Sales	4020216099	98,328,300.00	18,575,755.53	28,823,749.27	23,611,639.21	46,602,126.41	117,613,270.42	0.00	117,575,759.04	117,575,759.04	19,284,970.42		20 %
TOTAL		98,328,300.00	18,575,755.53	28,823,749.27	23,611,639.21	46,602,126.41	117,613,270.42	0.00	117,575,759.04	117,575,759.04	19,284,970.42		20 %

Certified Correct:

 FERLIZA A. REYES
 Accountant IV
 Date: 01/09/23 22:01 PM

Certified Correct:

 EMILY C. MENDOZA, MPA
 SAO - Budget Officer
 Date: 1/9/23 10:14 PM


Recommending Approval:

 LIWLIWA L. LAURETA, CPA, IMPA
 Financial and Management Officer II
 Date: 1/9/23 10:15 PM


Approved By:

 RAY P. SUANDING, MD, MHA, FPCP, FPCCP
 Medical Center Chief II
 Date: 1/9/23 10:30 PM


QUARTERLY REPORT OF REVENUE AND OTHER RECEIPTS
As at the Quarter Ending December 31, 2022


Department : Department of Health (DOH)
 Agency : Office of the Secretary
 Operating Unit : Region II Trauma and Medical Center
 Organization Code (UACS) : 13 001 1400025
 Fund Cluster : 07 - Trust Receipts

Classification/Sources of Revenue and Other Receipts	UACS CODE	REVENUE TARGET (Annual) per BESF	Actual Revenue and Other Receipts Collections					Cumulative Remittance/Deposits to Date			Variance		Remarks
			1st Quarter Ending March 31	2nd Quarter Ending June 30	3rd Quarter Ending Sept. 30	4th Quarter Ending Dec. 31	Total	Remittance to BTr	Deposited with AGDB	TOTAL	Amount	%	
1	2	3	4	5	6	7	8=[(6+(-)7)-8+9]	9	10	11=(9+10)	12=(8-3)	13=(12/3)	14
Trust Receipts		1,708,350.00	882,595.22	140,675.00	169,640.00	45,215.00	1,238,125.22	1,235,850.22	0.00	1,235,850.22	(470,224.78)		-28 %
Other Trust Receipts Deposited with the National Treasury		1,708,350.00	882,595.22	140,675.00	169,640.00	45,215.00	1,238,125.22	1,235,850.22	0.00	1,235,850.22	(470,224.78)		-28 %
Affiliation Fees		154,350.00	0.00	16,460.00	169,640.00	42,940.00	229,040.00	229,040.00	0.00	229,040.00	74,690.00		48 %
Guaranty/ Security Deposits Payable		1,554,000.00	882,595.22	124,215.00	0.00	2,275.00	1,009,085.22	1,006,810.22	0.00	1,006,810.22	(544,914.78)		-35 %
TOTAL		1,708,350.00	882,595.22	140,675.00	169,640.00	45,215.00	1,238,125.22	1,235,850.22	0.00	1,235,850.22	(470,224.78)		-28 %

Certified Correct:

FERLIZA A. REYES
 Accountant IV
 Date: 01/09/23 22:01 PM

Certified Correct:

EMILY C. MENDOZA, MPA
 SAO - Budget Officer
 Date: 1/9/23 10:14 PM

Recommending Approval:

LIW LIWA L. LAURETA, CPA, IMPA
 Financial and Management Officer II
 Date: 1/9/23 10:15 PM

Approved By:

RAY P. SUANDING, MD, MHA, FPCC, FPCCP
 Medical Center Chief II
 Date: 1/9/23 10:30 PM