


QUARTERLY REPORT OF REVENUE AND OTHER RECEIPTS
As of the Quarter Ended March 31, 2023
(In Pesos)

FAR No. 5


Department : DEPARTMENT OF HEALTH
Agency : OFFICE OF THE SECRETARY
Operating Unit : REGION II TRAUMA AND MEDICAL CENTER
Organization Code (UACS) : 13 001 1400025

CLASSIFICATION / SOURCES OF REVENUE AND OTHER RECEIPTS	UACS Code	REVENUE TARGET (Annual)	ACTUAL REVENUE AND OTHER RECEIPTS COLLECTIONS					CUMULATIVE REMITTANCE /DEPOSITS TO DATE			VARIANCE		Remarks
			1st Quarter	2nd Quarter	3rd Quarter	4th Quarter	TOTAL	Remittance to BTr	Deposited with AGDB	Total	Amount	%	
1	2	3	4	5	6.00	7	8=(4+5+6+7)	9	10	11=(9+10)	12=(8-3)	13 = (12 / 3)	14
A. General Fund (formerly Fund 101)													
B. Special Account in the General Fund (formerly Fund 105, 183, 401, 151-159)													
- Tax													
- Non-Tax													
C. Off-Budget Accounts (formerly Fund 161 to 164, etc.)													
- Service Income													
Certification Fees	4020104002	1,372,350.00	565,862.00				565,862.00		554,302.00	554,302.00	(806,488.00)	(0.59)	
Affiliation Fees	4020202000	240,450.00	292,074.00				292,074.00	292,074.00		292,074.00	51,624.00	0.21	
- Other Sales - Drugs and Meds-(Fund Cluster 6)	4020216099	123,493,650.00	26,079,413.53				26,079,413.53		26,058,869.95	26,058,869.95	(97,414,236.47)	(0.79)	
- Business Income Hospital income (Fund Cluster 05)													
Medical Supplies	4020217002	2,450,700.00	697,243.41				697,243.41		692,344.05	692,344.05	(1,753,456.59)	(0.72)	
Medical Fees - Operating Room	4020217003	1,350,300.00	459,671.51				459,671.51		459,671.51	459,671.51	(890,628.49)	(0.66)	
Medical Fees - Radiology	4020217004	3,200,400.00	1,082,531.71				1,082,531.71		1,072,206.21	1,072,206.21	(2,117,868.29)	(0.66)	
Medical Fees - Laboratory	4020217005	13,094,550.00	3,911,871.17				3,911,871.17		3,872,674.17	3,872,674.17	(9,182,678.83)	(0.70)	
Medical Fees - Hemodialysis	4020217006	7,665.00	4,050.29				4,050.29		4,050.29	4,050.29	(3,614.71)	(0.47)	
Medical Fees - Physical Med & Rehab Services	4020217009	124,950.00	37,820.00				37,820.00		36,780.00	36,780.00	(87,130.00)	(0.70)	
Medical Fees - Pulmo	4020217010	3,150.00	-				-		-	-	(3,150.00)	(1.00)	
Medical Fees - Neurology Services	4020217011	135,000.00	33,750.00				33,750.00		33,750.00	33,750.00	(101,250.00)	(0.75)	
Other Fees	4020217099	250,286,400.00	67,676,958.60				67,676,958.60		67,666,491.69	67,666,491.69	(182,609,441.40)	(0.73)	
D. Custodial Funds (formerly Fund 101-184, 187)													
Performance/Bidders Bond -(Fund Cluster 7)	20401040	1,059,450.00	180,062.50				180,062.50	180,062.50		180,062.50	(879,387.50)	(0.83)	
TOTAL		396,819,015.00	101,021,308.72				101,021,308.72	472,136.50	100,451,139.87	100,923,276.37	(295,797,706.28)	(0.75)	


Certified Correct:


BERNIZA A. REYES, CPA
Accountant IV
Date: _____

Recommending Approval:


LIWLIWA L. LAURETA, CPA, IMPA
Financial and Management Officer II
Date: _____


Approved By:



RAY P. SUANDING, MD, MHA, FPCP, FPCCP
Medical Center Chief II
Date: _____

QUARTERLY REPORT OF REVENUE AND OTHER RECEIPTS
As at the Quarter Ending March 31, 2023

Department : Department of Health (DOH)
 Agency : Office of the Secretary
 Operating Unit : Region II Trauma and Medical Center
 Organization Code (UACS) : 13 001 1400025
 Fund Cluster : 05 - Internally Generated Funds


Classification/Sources of Revenue and Other Receipts	UACS CODE	REVENUE TARGET (Annual) per BESF	Actual Revenue and Other Receipts Collections					Cumulative Remittance/Deposits to Date			Variance		Remarks
			1st Quarter Ending March 31	2nd Quarter Ending June 30	3rd Quarter Ending Sept. 30	4th Quarter Ending Dec. 31	Total	Remittance to BTr	Deposited with AGDB	TOTAL	Amount	%	
1	2	3	4	5	6	7	8=[(6+(-)7)-8+9]	9	10	11=(9+10)	12=(8-3)	13=(12/3)	14
Internally Generated Funds		272,025,465.00	74,469,758.69	0.00	0.00	0.00	74,469,758.69	0.00	74,392,269.92	74,392,269.92	(197,555,706.31)	-73 %	
Revenue Collections		272,025,465.00	74,469,758.69	0.00	0.00	0.00	74,469,758.69	0.00	74,392,269.92	74,392,269.92	(197,555,706.31)	-73 %	
Cash Revenue		272,025,465.00	74,469,758.69	0.00	0.00	0.00	74,469,758.69	0.00	74,392,269.92	74,392,269.92	(197,555,706.31)	-73 %	
Non-Tax		272,025,465.00	74,469,758.69	0.00	0.00	0.00	74,469,758.69	0.00	74,392,269.92	74,392,269.92	(197,555,706.31)	-73 %	
Certification Fees	4020104002	1,372,350.00	565,862.00	0.00	0.00	0.00	565,862.00	0.00	554,302.00	554,302.00	(806,488.00)	-59 %	
Medical Supplies	4020217002	2,450,700.00	697,243.41	0.00	0.00	0.00	697,243.41	0.00	692,344.05	692,344.05	(1,753,456.59)	-72 %	
Medical Fees - Operating Room	4020217003	1,350,300.00	459,671.51	0.00	0.00	0.00	459,671.51	0.00	459,671.51	459,671.51	(890,628.49)	-66 %	
Medical Fees - Radiology	4020217004	3,200,400.00	1,082,531.71	0.00	0.00	0.00	1,082,531.71	0.00	1,072,206.21	1,072,206.21	(2,117,868.29)	-66 %	
Medical Fees - Laboratory	4020217005	13,094,550.00	3,911,871.17	0.00	0.00	0.00	3,911,871.17	0.00	3,872,674.17	3,872,674.17	(9,182,678.83)	-70 %	
Medical Fees - Hemodialysis	4020217006	7,665.00	4,050.29	0.00	0.00	0.00	4,050.29	0.00	4,050.29	4,050.29	(3,614.71)	-47 %	
Medical Fees - Physical Medicine & Rehabilitation Services	4020217009	124,950.00	37,820.00	0.00	0.00	0.00	37,820.00	0.00	36,780.00	36,780.00	(87,130.00)	-70 %	
Medical Fees - Pulmonary Services	4020217010	3,150.00	0.00	0.00	0.00	0.00	0.00	0.00	0.00	0.00	(3,150.00)	-100 %	
Medical Fees - Neurology Services	4020217011	135,000.00	33,750.00	0.00	0.00	0.00	33,750.00	0.00	33,750.00	33,750.00	(101,250.00)	-75 %	
Other Fees	4020217099	250,286,400.00	67,676,958.60	0.00	0.00	0.00	67,676,958.60	0.00	67,666,481.69	67,666,481.69	(182,609,441.40)	-73 %	
Cash Receipts		0.00	0.00	0.00	0.00	0.00	0.00	0.00	0.00	0.00	0.00	0 %	
Non-Tax		0.00	0.00	0.00	0.00	0.00	0.00	0.00	0.00	0.00	0.00	0 %	
Medical Supplies	4020217002	0.00	0.00	0.00	0.00	0.00	0.00	0.00	0.00	0.00	0.00	0 %	
TOTAL		272,025,465.00	74,469,758.69	0.00	0.00	0.00	74,469,758.69	0.00	74,392,269.92	74,392,269.92	(197,555,706.31)	-73 %	

Certified Correct:

FERIZA A. REYES
 Accountant IV
 Date: 04/05/23 19:04 PM

Certified Correct:

EMILY C. MENDOZA, MPA
 SAO - Budget Officer
 Date: 4/5/23 7:11 PM

Recommending Approval:

LIWLIWA L. LAURETA, CPA, IMPA
 Financial and Management Officer II
 Date: 4/5/23 7:41 PM

Approved By:

RAY P. SUANDING, MD, MHA, FPCCP, FPCCP
 Medical Center Chief II
 Date: 4/5/23 7:55 PM

QUARTERLY REPORT OF REVENUE AND OTHER RECEIPTS
As at the Quarter Ending March 31, 2023

Department : Department of Health (DOH)
 Agency : Office of the Secretary
 Operating Unit : Region II Trauma and Medical Center
 Organization Code (UACS) : 13 001 1400025
 Fund Cluster : 06 - Business Related Funds

Classification/Sources of Revenue and Other Receipts	UACS CODE	REVENUE TARGET (Annual) per BESF	Actual Revenue and Other Receipts Collections					Cumulative Remittance/Deposits to Date			Variance		Remarks
			1st Quarter Ending March 31	2nd Quarter Ending June 30	3rd Quarter Ending Sept. 30	4th Quarter Ending Dec. 31	Total	Remittance to BTr	Deposited with AGDB	TOTAL	Amount	%	
1	2	3	4	5	6	7	8=[(6+(-)7)-8+9]	9	10	11=(9+10)	12=(8-3)	13=(12/3)	14
Business Related Funds		123,493,650.00	26,079,413.53	0.00	0.00	0.00	26,079,413.53	0.00	26,058,869.95	26,058,869.95	(97,414,236.47)		-79 %
Revenue Collections		123,493,650.00	26,079,413.53	0.00	0.00	0.00	26,079,413.53	0.00	26,058,869.95	26,058,869.95	(97,414,236.47)		-79 %
Cash Revenue		123,493,650.00	26,079,413.53	0.00	0.00	0.00	26,079,413.53	0.00	26,058,869.95	26,058,869.95	(97,414,236.47)		-79 %
Non-Tax		123,493,650.00	26,079,413.53	0.00	0.00	0.00	26,079,413.53	0.00	26,058,869.95	26,058,869.95	(97,414,236.47)		-79 %
Other Sales	4020216099	123,493,650.00	26,079,413.53	0.00	0.00	0.00	26,079,413.53	0.00	26,058,869.95	26,058,869.95	(97,414,236.47)		-79 %
TOTAL		123,493,650.00	26,079,413.53	0.00	0.00	0.00	26,079,413.53	0.00	26,058,869.95	26,058,869.95	(97,414,236.47)		-79 %

Certified Correct:

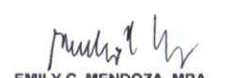


FERLIZA A. REYES

Accountant IV

Date: 04/05/23 19:04 PM

Certified Correct:



EMILY C. MENDOZA, MPA

SAO - Budget Officer

Date: 4/5/23 7:11 PM

Recommending Approval:



LIWLIWA L. LAURETA, CPA, IMPA

Financial and Management Officer II

Date: 4/5/23 7:41 PM

Approved By:



RAY P. SUANDING, MD, MHA, FPCP, FPCCP


Medical Center Chief II

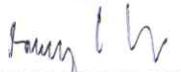
Date: 4/5/23 7:55 PM

QUARTERLY REPORT OF REVENUE AND OTHER RECEIPTS
As at the Quarter Ending March 31, 2023

Department : Department of Health (DOH)
 Agency : Office of the Secretary
 Operating Unit : Region II Trauma and Medical Center
 Organization Code (UACS) : 13 001 1400025
 Fund Cluster : 07 - Trust Receipts


Classification/Sources of Revenue and Other Receipts	UACS CODE	REVENUE TARGET (Annual) per BESF	Actual Revenue and Other Receipts Collections					Cumulative Remittance/Deposits to Date			Variance		Remarks
			1st Quarter Ending March 31	2nd Quarter Ending June 30	3rd Quarter Ending Sept. 30	4th Quarter Ending Dec. 31	Total	Remittance to BTr	Deposited with AGDB	TOTAL	Amount	%	
1	2	3	4	5	6	7	8=[(6+(-)7)-8+9]	9	10	11=(9+10)	12=(8-3)	13=(12/3)	14
Trust Receipts		1,299,900.00	472,136.50	0.00	0.00	0.00	472,136.50	472,136.50	0.00	472,136.50	(827,763.50)		-64 %
Other Trust Receipts Deposited with the National Treasury		1,299,900.00	472,136.50	0.00	0.00	0.00	472,136.50	472,136.50	0.00	472,136.50	(827,763.50)		-64 %
Affiliation Fees		240,450.00	292,074.00	0.00	0.00	0.00	292,074.00	292,074.00	0.00	292,074.00	51,624.00		21 %
Guaranty/Security Deposits Payable		1,059,450.00	180,062.50	0.00	0.00	0.00	180,062.50	180,062.50	0.00	180,062.50	(879,387.50)		-83 %
TOTAL		1,299,900.00	472,136.50	0.00	0.00	0.00	472,136.50	472,136.50	0.00	472,136.50	(827,763.50)		-64 %

Certified Correct:

FERLIZA A. REYES
 Accountant IV
 Date: 04/05/23 19:04 PM

Certified Correct:

EMILY C. MENDOZA, MPA
 SAO - Budget Officer
 Date: 4/5/23 7:11 PM

Recommending Approval:

LIWLWA L. LAURETA, CPA, IMPA
 Financial and Management Officer II
 Date: 4/5/23 7:41 PM

Approved By:

RAY P. SUANDING, MD, MHA, FPCP, FPCCP
 Medical Center Chief II
 Date: 4/5/23 7:55 PM